


# City of Pomona


EXHIBIT A



Fiscal Year

**2023-24**

# Proposed Master Fee Schedule



**CITY OF POMONA  
MASTER FEE SCHEDULE**

**TABLE OF CONTENTS**

CITY CLERK FEES	3
FINANCE FEES	4-5
LIBRARY FEES	6
POLICE SERVICES FEES	7-10
ANIMAL LICENSE / CONTROL FEES (HUMANE SERVICES)	11-12
VEHICLE PARKING FEES	13-14
PUBLIC WORKS FEES	15-19
WATER RESOURCES FEES	20-23
DEVELOPMENT SERVICES - BUILDING & SAFETY FEES	24-37
DEVELOPMENT SERVICES - PLANNING FEES	38-40
DEVELOPMENT SERVICES - CODE COMPLIANCE FEES	41
COMMUNITY SERVICES FEES	42-49
UTILITY SERVICES	50-52
OVERHEAD RATE CALCULATIONS	53
FULLY BURDENED RATE CALCULATION	54-60



# CITY OF POMONA

## MASTER FEE SCHEDULE | FISCAL YEAR 2023-24

### CITY CLERK

#	Description	FY 2022-23 Approved Fee	Proposed Increase	FY 2023-24 Proposed Fee	Unit	Notes
1	<b>Document Printing And Copying</b>					
2	Hard Copy Requests 8.5 x 11 sized pages	\$0.25	No Increase	\$0.25	per page	Applicable postage will be charged if requested to be mailed.
3	Hard Copy Requests 11 x 15 sized pages	\$0.50	No Increase	\$0.50	per page	Applicable postage will be charged if requested to be mailed.
4	Fair Political Practices Commission (FPPC) materials	\$0.10	No Increase	\$0.10	per page	Retrieval fee request can be charged
5	Retrieval fee	\$5.00	\$0.25	\$5.25		
6	<b>Document Certification</b>					
7	Certification of Document	\$15.00	No Increase	\$15.00		
8	Proof of Life Certification	\$15.00	No Increase	\$15.00		
9	<b>Audiotape/ Videotape</b>					
10	CD/DVD/Flash Drive Reproduction	\$5.00	\$0.25	\$5.25	per CD/DVD	
11	<b>Filing Fee</b>					
12	Filing Fee For Submittal Of A Notice Of Intent To Circulate Petition And Submittal Of Referendum Petition	\$200.00	No Increase	\$200.00		
13	<b>Subpoena</b>					
14	Subpoena - Appearance	\$275.00	No Increase	\$275.00	per day	
15	Subpoena - Records	\$15.00	No Increase	\$15.00		
16	<b>Notary Services</b>					
17	Fees charged by a notary public for the following services shall not exceed the fees prescribed by this section.					
18	For taking an acknowledgment or proof of a deed, or other instrument, to include the seal and the writing of the certificate	\$15.00	No Increase	\$15.00	for each signature	
19	For administering an oath or affirmation to one person and executing the jurat, including the seal	\$15.00	No Increase	\$15.00	each person	
20	For all services rendered in connection with the taking of any deposition	\$30.00	No Increase	\$30.00	each person	
21	For administering the oath to the witness to the above deposition	\$7.00	No Increase	\$7.00	each witness	
22	For the certificate to the above deposition	\$7.00	No Increase	\$7.00	each certificate	
23	No fee may be charged to notarize signatures on vote by mail ballot identification envelopes or other voting materials.					
24	For certifying a copy of a power of attorney	\$15.00	No Increase	\$15.00	each certification	Per Section 4307 of the Probate Code
25	In accordance with Section 6107, no fee may be charged to a United States military veteran for notarization of an application or a claim for a pension, allotment, allowance, compensation, insurance, or any other veteran's benefit.					

\* Proposed Fees have been rounded down to the nearest nickel





# CITY OF POMONA

## MASTER FEE SCHEDULE | FISCAL YEAR 2023-24

### FINANCE

#	Description	FY 2022-23 Approved Fee	Proposed Increase	FY 2023-24 Proposed Fee	Unit	Notes
1	<b>Adult Oriented Business Regulatory Permit Application Fees</b>					
2	Processing and Investigation Fee	\$767.50	\$37.61	\$805.10		Sec. 30-238 (d)
3	Plan Check and Site Inspection	\$591.50	\$28.98	\$620.45		Sec. 30-238 (d)
4	<b>Adult Oriented Business Employee Permit Application Fees</b>					
5	Adult Oriented Business Employee Permit	\$432.80	\$21.21	\$454.00		Sec. 30-258 (d)
6	Fingerprinting Service Fee	\$41.00	No Increase	\$41.00		
7	<b>Entertainment Business Permit</b>					
8	Entertainment Business Permit - Downtown Specific Plan	\$1,055.30	\$51.71	\$1,107.00	per activity or event	Sec. 30-130 - Annual Permit
9	Entertainment Business Permit Appeal Fee	The appellant will be required to pay staff time, all consultant contract costs, and 15% of consultant contracts and costs for processing and the administration of the consultants' contracts.				An initial Deposit of \$1,200 will be required to schedule the Administrative Hearing.
10	Requirement for a Cost Recovery Program	\$200.00	No Increase	\$200.00	Deposit	For recovery of police security and cleanup costs related to events in the downtown area. Paid at time of application for permit.
11	<b>Taxi / Vehicle For Hire Permit Fees</b>					
12	Operator Permit for Taxicabs/Vehicles for Hire (2 Year Permit)	\$430.65	\$21.10	\$451.75		Sec. 66-34(a)(5)
13	Driver Permit Processing Fee for Taxicabs/Vehicles for Hire (2 Year Permit)	\$405.05	\$19.85	\$424.90		Sec. 66-63(a)(8)
14	Refundable Taxicab Driver Permit Fee	\$100.00	No Increase	\$100.00		Sec. 66-63(a)(9)
15	Ambulance Operator Permit	\$88.45	\$4.33	\$92.75		Sec. 14-247(a)(3)
16	Fingerprinting Service Fee	\$43.70	\$2.14	\$45.80		Sec. 66-63(a)(8)
17	Background Investigation Fee					Sec. 66-63(a)(8)

\* Proposed Fees have been rounded down to the nearest nickel





# CITY OF POMONA


## MASTER FEE SCHEDULE | FISCAL YEAR 2023-24

### FINANCE CONTINUED - 2

18	<b>Vending Vehicle Fees</b>					
19	Vehicle Inspection Fee	\$37.30	\$1.83	\$39.10		Sec. 30-714(a)(1)
20	Vehicle Re-Inspection Fee	\$18.65	\$0.91	\$19.55		Sec. 30-714(a)(2) (half of inspection cost)
21	Operator Permit	\$268.35	\$13.15	\$281.50		Sec. 30-714(a)(1)
22	<b>Misc. Finance / Revenue Related Fees</b>					
23	Returned Check (NSF) Processing	\$25.00	No Increase	\$25.00	each returned item	Per State
		<b>FY 2022-23 Approved Fee</b>	<b>Proposed Increase</b>	<b>FY 2023-24 Proposed Fee</b>	<b>Unit</b>	<b>Notes</b>
24	Franchise Fee Tow	\$53.30	\$2.61	\$55.90	per vehicle	Any tow truck operator granted a franchise pursuant to the provisions of Chapter 11.3 3 (Tow Truck Franchise) shall pay a franchise fee of \$53.30 per vehicle on every Police Department generated vehicle tow, that is towed to a franchises impound lot.
25	<b>Short-Term Rental (STR) Permit Fees</b>					
26	STR New Application Permit Fee		New Fee	\$62.20	new and renewal	Urgency Ordinance 4327
27	<b>Misc. Business License Related Fees</b>					
28	Cannabis Business Registration Fee	\$119.35	\$5.85	\$125.20		Sec. 50-556(c)
29	Business Tax Renewal Processing	\$13.30	\$0.65	\$13.95		Sec. 50-345(a)
30	Duplicate Business License	\$9.55	\$0.47	\$10.00		Sec. 50-350
31	New Business License Application Review - Downtown	\$122.55	\$6.00	\$128.55		Sec. 50-337(b)
32	New/Moved Business License Application Review	\$47.95	\$2.35	\$50.30	per item	Sec. 50-337(b)
33	Operator Permit Decal	\$12.75	\$0.62	\$13.35		various sections

\* Proposed Fees have been rounded down to the nearest nickel





# CITY OF POMONA


## MASTER FEE SCHEDULE | FISCAL YEAR 2023-24

### LIBRARY

#	Description	FY 2022-23 Approved Fee	Proposed Increase	FY 2023-24 Proposed Fee	Unit	Notes
1	Overdue Book/CD's	\$0.25	No Increase	\$0.25	per item/per day	
2	Overdue Video/DVD's	\$0.50	No Increase	\$0.50	per item/per day	
3	Reservation Of Library Material	\$0.50	No Increase	\$0.50	per item	
4	Replacement Of Lost/Damaged Library Items	Replacement Cost	No Increase	Replacement Cost		Plus Processing Fee
5	Replacement Of Lost Library Card	\$2.00	No Increase	\$2.00		
6	Repair Of Damaged Items	Cost of item	No Increase	Cost of item		Plus Processing Fee
7	Processing Fee for hard-bound book	\$9.00	No Increase	\$9.00		
8	Processing Fee for paperback book	\$2.00	No Increase	\$2.00		
9	Library Copying Of Digitized Material	\$10.00	No Increase	\$10.00	per image for non-public use	
10	Library Copying Of Digitized Material	\$25.00	No Increase	\$25.00	per image for public use	
11	Image Rescan fee	\$5.00	No Increase	\$5.00	per image	
12	Shipment of Media	\$5.00	No Increase	\$5.00	per media	
13	Exam Monitoring/Proctoring	\$25.00	No Increase	\$25.00	per hour	Limited only to Pomona Residents
14	Library Facilities And Equipment Rental	\$20.00	No Increase	\$20.00	1st 2 hours	\$10/hour or portion thereof after two hours
15	<b>Non-Resident Fee</b>					
16	Temporary Card - One day computer-use only	\$1.00	No Increase	\$1.00		
17	Monthly card - computer use and check-out privileges	\$5.00	No Increase	\$5.00		
18	Annual card - all library use	\$30.00	No Increase	\$30.00		
19	<b>Passport Fee</b>					
21	Passport Acceptance Fee	\$35.00	No Increase	\$35.00	per applicant	Set by US Dept of State
21	Passport Photograph	\$12.75	No Increase	\$12.75	Photo	
22	Passport Expedited Service - Overnight Mail	\$17.56	No Increase	\$17.56		Set by US Dept of State

\* Proposed Fees have been rounded down to the nearest nickel





# CITY OF POMONA

## MASTER FEE SCHEDULE | FISCAL YEAR 2023-24

<b>POLICE</b>						
#	Description	FY 2022-23 Approved Fee	Proposed Increase	Proposed Fee	Unit	Notes
1	Vehicle Citation Sign -Off Inspection	\$18.10	\$0.05	\$18.95		
2	<b>Parking Enforcement</b>					
3	Storage of vehicles.	\$51.15	\$0.15	\$53.65		34-3
4	Angle parking required when posted by sign.	\$53.30	\$0.20	\$55.90		58-161(a)
5	No stopping, standing or parking when posted by signs.	\$61.80	\$0.25	\$64.80		58-164(3)
6	Vehicle parked on parkway.	\$61.80	\$0.29	\$64.80		58-164(4)
7	Parking in street construction zone.	\$58.60	\$0.34	\$61.45		58-164(5)
8	Parking in bus zone.	\$58.60	\$0.39	\$61.45		58-164(6)
9	Parking-standing in alley, loading and unloading of passengers/freight excepted.	\$58.60	\$0.44	\$61.45		58-165
10	Washing, greasing, or repairing vehicle on the street.	\$61.80	\$0.49	\$64.80		58-166
11	Parking adjacent to schools when prohibited, must be posted.	\$61.80	\$0.54	\$64.80		58-167
12	Vehicle parked on hill, 3% grand or more, wheels must be blocked or turned against curb.	\$58.60	\$0.59	\$61.45		58-171
13	Parked in excess of 72 hours.	\$58.60	\$0.64	\$61.45		58173
14	Yellow Zone – Loading and unloading passengers and freight. 3 minutes for passengers, 20 minutes for freight.	\$61.80	\$0.69	\$64.80		58-201(b)
15	White Zone – Passenger loading and unloading or mail deposit, 3 minutes maximum.	\$53.30	\$0.74	\$55.90		58-201c
16	Green Curb – Time Limit as painted on curb. Hours 8 AM – 6 PM, except Sundays and Holidays.	\$58.60	\$0.78	\$61.45		58-232(a)
17	Street Sweeping – parking restricted where posted only.	\$53.30	\$0.83	\$55.90		58-233
18	Parking in driveway or private property without consent of owner.	\$61.80	\$0.88	\$64.80		58-234(a)
19	Parking vehicle on unimproved surfaces.	\$61.80	\$0.93	\$64.80		58-234(b)
20	Parked in guest parking over 72 hours.	\$61.80	\$0.98	\$64.80		58-234 c
21	City restricted parking	\$61.80	\$1.03	\$64.80		58-235(b)
22	Off street parking – permit required.	\$61.80	\$1.08	\$64.80		58-239(j)
23	Vehicles for sale on public property and on public streets.	\$61.80	\$1.13	\$64.80		58-236
24	Driving off truck route, for material delivery.	\$101.25	\$1.18	\$106.20		58-291(b)
25	Vehicle access 6,000 lbs – parked off truck route.	\$104.45	\$1.23	\$109.55		58-292(b)





# CITY OF POMONA

## MASTER FEE SCHEDULE | FISCAL YEAR 2023-24

### POLICE CONTINUED - 2

#	Description	FY 2022-23 Approved Fee	Proposed Increase	Proposed Fee	Unit	Notes
26	Commercial vehicles over 10,000 lbs parked on city streets between 8PM and 6AM.	\$77.80	\$1.27	\$81.60		58-295
27	Parking – non/motor vehicle prohibited (boats/trailers).	\$61.80	\$1.32	\$64.80		58-176
28	Not parked within White line – controlled parking lot.	\$63.95	\$1.37	\$67.05		58-514
29	Parking certificate required - failure to obtain and display	\$45.80	\$1.42	\$48.00		58-515
30	Vehicles stored, displayed for sale, etc. in required off-street parking.	\$69.25	\$1.47	\$72.60		.503-H.A.4
31	Parking or storage of vehicles used primarily for commercial purposes.	\$61.80	\$1.52	\$64.80		0.541
<b>Parking Enforcement Continued</b>						
32	Storage of vehicle, trailer, equipment on vacant lot	\$61.80	\$1.57	\$64.80		.600-D.3
33	Unregistered vehicle	\$83.15	\$1.62	\$87.20		4000(a)
34	License required – motorized bicycle (proof).	\$51.15	\$1.67	\$53.65		5037
35	No vehicle license plate.	\$53.30	\$1.72	\$55.90		5200
36	No license tabs.	\$58.60	\$1.76	\$61.45		5204(a)
37	Parking permit (county, state, etc.).	\$55.40	\$1.81	\$58.10		21113(a)
38	Disobey posted sign	\$51.15	\$1.86	\$53.65		21461
39	Vehicle parked within intersection.	\$61.80	\$1.91	\$64.80		22500(a)
40	Vehicle parked on crosswalk.	\$61.80	\$1.96	\$64.80		22500(b)
41	Vehicle parked adjacent to safety zone.	\$61.80	\$2.01	\$64.80		22500(c)
42	Vehicle parked within 15 feet of fire station driveway.	\$95.90	\$2.06	\$44.06		22500(d)
43	Vehicle blocking driveway.	\$61.80	\$2.11	\$64.80		22500(e)
44	Vehicle parked on sidewalk.	\$61.80	\$2.16	\$64.80		22500(f)
45	Vehicle blocking excavation.	\$61.80	\$2.21	\$64.80		22500(g)
46	Double parking.	\$61.80	\$2.25	\$64.80		22500(h)
47	Vehicle parked in posted bus loading zone.	\$229.15	\$2.30	\$240.35		22500(i)
48	Vehicle parked in bridge or tunnel.	\$61.80	\$2.35	\$64.80		22500(k)
49	Parked in fire lane	\$104.45	\$2.40	\$109.55		22500.1
50	Vehicle parked more than 18" from curb or wrong way.	\$61.80	\$2.45	\$64.80		22502(a)








# CITY OF POMONA

## MASTER FEE SCHEDULE | FISCAL YEAR 2023-24

### POLICE CONTINUED - 3

#	Description	FY 2022-23 Approved Fee	Proposed Increase	Proposed Fee	Unit	Notes
51	Vehicle parked on highway (unincorporated).	\$55.40	\$2.50	\$58.10		22504(a)
52	Vehicle parked on state highway.	\$55.40	\$2.55	\$58.10		22505(b)
53	Handicapped – disabled only parking.	\$443.45	\$2.60	\$465.15		22507.8
54	Vehicle parked within 15 feet of fire hydrant.	\$61.80	\$2.65	\$64.80		22514
55	Unattended vehicle with motor running.	\$51.15	\$2.70	\$53.65		22515
56	Locked vehicle with person who cannot escape.	\$67.15	\$2.74	\$70.40		22516
57	Vehicle door opening to unsafe traffic.	\$61.80	\$2.79	\$64.80		22517
58	Parking with 7-1/2 feet of railroad tracks.	\$61.80	\$2.84	\$64.80		22521
59	Parking within 3 feet of sidewalk access ramp.	\$309.10	\$2.89	\$61.89		22522
60	Parking in a Fire Lane – (Highways).	\$104.45	\$2.94	\$109.55		22500.1
61	Grid lock	\$66.05	\$2.99	\$69.25		22526(A)
62	No gas cap	\$93.80	\$3.04	\$65.04		27155
63	Penalty for late payment of parking and non-moving violations.	\$75.65	\$3.09	\$79.35		Penalty Assessments
64	<b>Noise Disturbance Response Call-Back</b>					Social Host Ordinance Fine Schedule (Within a 12 month period):
65	First Infraction	\$106.60	\$3.19	\$111.80		
66	Second Infraction	\$213.20	\$3.23	\$69.23		
67	Third Infraction	\$533.00	\$3.28	\$559.10		
68	L.A. County Fair Services	Direct personnel cost including Worker Compensation and FICA expenses, with an additional 10% Administrative Overhead charge applied to the total personnel cost.				Fee is cost recovery for contracted police services for the annual Los Angeles County Fair.
69	Special Police Services	Direct personnel cost including Worker Compensation and FICA expenses, with an additional 20% Administrative Overhead charge applied to the total personnel cost.				Fee is cost recovery for contracted police services provided for various special events held during the year, which include the Winternationals, Auto Shows and other smaller events requiring police security services.
70	<b>Police False Alarm Response</b>					Responding to a false alarm called in by a private alarm system provider:
71	Response Fee: 1st & 2nd	No Fee		No Fee		
72	Response Fee: 3rd and subsequent Response	\$79.95	\$3.92	\$83.85	each	
73	Penalty Fee: 1-3rd	No Fee		No Fee		
74	Penalty Fee: 4th	\$166.30	\$8.15	\$174.45		plus \$75 Response Fee
75	Penalty Fee: 5th	\$234.50	\$11.49	\$245.95		plus \$75 Response Fee





# CITY OF POMONA

## MASTER FEE SCHEDULE | FISCAL YEAR 2023-24

### POLICE CONTINUED - 4

#	Description	FY 2022-23 Approved Fee	Proposed Increase	Proposed Fee	Unit	Notes
76	Penalty Fee: 6th	\$272.90	\$13.37	\$286.25		plus \$75 Response Fee
77	Burglar Alarm Registration Permit - Residential	\$21.30	\$1.04	\$22.30		No annual renewal fee: Residential
78	Burglar Alarm Registration Permit - Commercial	\$26.65	\$1.31	\$27.95		Annual Fee
79	Stored/Abandoned Vehicle Release	\$186.55	\$9.14	\$195.65		
80	Fingerprinting Service - Live Scan	\$43.70	\$2.14	\$45.80		
81	Fingerprinting Service - DOJ Charge to submit for background investigation	\$77.80	\$3.81	\$81.60		
82	Police Crime Report Reproduction	\$0.25	\$0.01	\$0.25	per page	\$1.00 minimum
83	Optional accident investigation report	\$0.25	\$0.01	\$0.25	per page	\$1.00 minimum
84	Police Photo Reproduction	\$14.90	\$0.73	\$15.60	each CD	
85	DUI Accident Response Investigation	Varies		Varies		Depends on actual Officer/s time spent at the scene as well as the booking process. Reports follow under S-084 above. Pursuant to California Gov't. Code 53150-53158 up to a maximum of \$12,000 per incident.
86	Pay To Stay Jail Program - Processing Fee	\$31.95	\$1.57	\$33.50		"By request" program wherein persons sentenced to incarceration can pay to serve their sentence time in a municipal jail facility rather than the County Jail.
87	Pay To Stay Jail Program - per day of incarceration	\$79.95	\$3.92	\$83.85	per day	
88	Jail Booking Fee	\$280.35	\$13.74	\$294.05		Upon conviction, each person detained in the Pomona City Jail is assessed a fee to recover prisoner booking and housing expenses.
89	Police Facility Use Fee - Pistol Range	\$26.65	\$1.31	\$27.95	per officer/ per day	Use of the Pomona Police Department's Pistol Range facility by other law enforcement agencies
90	Vehicle Repossession Report Filing Fee	\$15.95	\$0.78	\$16.70	each vehicle repossession	
91	Civil Action Witness Fees - Sworn Personnel	\$293.15	\$14.36	\$307.50	per day	
92	Civil Action Witness Fees - Civilian Personnel	\$159.90	\$7.84	\$167.70	per day	
93	Concealed Carry Weapons Permit NEW Application	\$36.00	\$1.76	\$37.75	Per New Application	
94	Concealed Carry Weapons Permit Issuance Fee	\$144.00	\$7.06	\$151.05	Per New Permit Issued	
95	Concealed Carry Weapons Permit RENEWAL Application	\$90.00	\$4.41	\$94.40	Per Renewal Application	
96	Concealed Carry Weapons Permit - Duplicate	\$15.00	\$0.74	\$15.70	Per Duplicate Needed	
97	Concealed Carry Weapons Permit - Modification	\$15.00	\$0.74	\$15.70	Per modification needed	
98	Concealed Carry Weapons Permit - DOJ FEES	Varies			Per Application/Renewal	DOJ Fees are set by the Department of Justice and vary depending on the application type. See below for individual Concealed Carry Permit application types for specific DOJ cost. <u>New Applications:</u> Standard - \$95, Judicial - \$117, Custodial - \$139, Reserve - \$139. <u>Renewal Applications:</u> Standard - \$52, Judicial - \$74, Custodial - \$96, and Reserve - \$96

\* Proposed Fees have been rounded down to the nearest nickel





# CITY OF POMONA

## MASTER FEE SCHEDULE | FISCAL YEAR 2023-24

### ANIMAL LICENSE / CONTROL (HUMANE SOCIETY)

#	Description	Current Fee / Charge
1	<b>Annual Dog Licenses</b>	
2	Unaltered – 1 year	\$100.00
3	Unaltered – 2 year	\$200.00
4	Altered – 1 year	\$30.00
5	Altered – 2 year	\$60.00
6	Altered – Senior Citizen	\$10.00
7	Late Application Fee for New Dog License	\$60.00
8	Late Renewal for Dog License	\$60.00
9	<b>Annual Cat Licenses</b>	
10	Altered – 1 year	\$5.00
11	Altered – 2 year	\$10.00
12	Late Application Fee for New Cat License	\$15.00
13	Late Renewal for Cat License	\$15.00
14	Unaltered – 1 year	\$20.00
15	Unaltered – 2 year	\$40.00
16	<b>Impound</b>	
17	Dog – 1st Offense	\$30.00
18	Dog – 2nd Offense	\$50.00
19	Dog – 3rd Offense	\$70.00
20	Cat	\$10.00
21	Small Animals	\$10.00
22	Medium Animals	\$25.00
23	Large Animals	\$60.00





# CITY OF POMONA

## MASTER FEE SCHEDULE | FISCAL YEAR 2023-24

### ANIMAL LICENSE / CONTROL (HUMANE SOCIETY) CONTINUED - 2

#	Description	Current Fee / Charge
24	<b>Food and Care (Per Day)</b>	
25	Dog	\$10.00
26	Cat	\$10.00
27	Biter Animals (Dogs/Cats)	\$20.00
28	Small Animals	\$5.00
29	Medium Animals	\$10.00
30	Large Animals	\$40.00
31	<b>Other Fees</b>	
32	Trailer Fee	\$30.00
33	Service Fee on Large Animals	\$60.00
34	Special Animal Permit	\$60.00
35	Owner Release Fee – Per Animal	\$25.00
36	Per Litter	\$30.00
37	Per on Site Pick up – Fee for Service	\$40.00
38	Carcass Removal	\$30.00
39	<b>Unlicensed Owner Releases</b>	
40	Per Animal	\$100.00
41	Pick-up (Alive)	\$100.00
42	Pick-up (Deceased)	\$100.00

Animal license and animal control fees collected by the Humane Society for care of animals from within the City of Pomona off-set the liability to the General Fund for the cost of the City's contract for services that are provided by the Inland Valley Humane Society.





# CITY OF POMONA

## MASTER FEE SCHEDULE | FISCAL YEAR 2023-24

<b>VEHICLE PARKING DISTRICT</b>				
#	Description	Current Fee / Charge	Unit	Notes
1	<b>Monthly Permits</b>			
2	Commuter Permit - Commuter spaces designated in VPD Lot 5, 10 and 12 (Non-Pomona Residents)	\$45.00	per month (sold in annual quarters)	5am - 8pm
3	Commuter Permit - Commuter spaces designated in VPD Lot 5, 10 and 12 (Residents)	\$35.00	per month (sold in annual quarters)	5am - 8pm
4	Lot Specific Permit - All VPD Lots, Except VPD Lot: 3,4, 14 and 14 & Western Univ licensed Lots	\$35.00	per month (sold in annual quarters)	7am - 8pm
5	Western Univ. Permit VPD Lots:17, 18, 19, 20, 21, 23, 24, 25, 26T, Partial Lot 15	\$35.00	per month (sold in annual quarters)	7am - 8pm
6	Helix Apartment Lot 25	\$35.00	per month (sold in annual quarters)	24hrs. - 7 days
7	Provident Group – Pomona LLC Lot 22	\$35.00	per month (sold in annual quarters)	24hrs. - 7 days
8	Residential Permit Permits for Downtown Pomona Residents Only	\$15.00	per month (sold in annual quarters)	24hrs. - 7 days
9	Residential Permit Permits for Downtown Pomona Residents Only - Additional Vehicles	\$35.00	per month (sold in annual quarters)	24hrs. - 7 days
10	Employee Permit Lot Specific Parking for Downtown Pomona Employees: Valid in VPD Lot 1, 2, 4, 5, 6, 7, 8, 9, 10, 11, 12, 15, (17,19 & 20) between 8pm and 7 am	\$35.00	per month (sold in annual quarters)	24hrs. - 7 days
11	Day-Time – Non-lot Specific Permit All VPD Lots, Except Western Univ. Spaces (Mon. – Fri.)	\$45.00	per month (sold in annual quarters)	7am - 8pm
12	24-hour Super Pass All VPD Lots, Except Western Univ. Spaces	\$80.00	per month (sold in annual quarters)	24hrs. - 7 days
13	<b>VPD LOT</b>			
14	6,7,9,10,12,15	2 hours free parking and \$2 flat rate after and/or Permit Parking Only		8am - 8am
15	3	Free Parking and/or Permit Parking Only		8am - 3am
16	3	Permit Parking Only		3am - 8am
17	5	Permit Parking Only		24hrs. - 7 days
18	5	2 hours free parking and/or Permit Parking Only		8am - 8pm
19	5	Free Parking		8pm - 3am






# CITY OF POMONA

## MASTER FEE SCHEDULE | FISCAL YEAR 2023-24

### VEHICLE PARKING DISTRICT CONTINUED - 2

#	Description	Current Fee / Charge	Unit	Notes
20	1 & 2	2 hours free parking and/or Permit Parking Only		8am - 8pm
21	1 & 2	Free Parking	from 8 pm to 8 am next morning	8pm - 3am
22	11, 13 & 14	2 hours free parking only (and or by permit in Lot 11)		8am - 8pm
23	11, 13 & 14	\$2.00	Flat rate	8pm - 8am
24	4	\$4.00 or by permit from 8 am to 8pm	Flat rate and/or by Permit Parking Only	8am - 8pm
25	4	free from 8 pm to 3 am	Flat rate and/or by Permit Parking Only	8pm - 3am
26	8	\$4.00 or by permit from 8 am to 8pm	Flat rate and/or by Permit Parking Only	8am - 8pm
27	8	free from 8 pm to 3 am	Flat rate and/or by Permit Parking Only	8pm - 3am
28	18 & 21	\$35.00	per month (sold in quarters). Licensed Western Univ 24/7	24hrs. - 7 days
29	17, 19, 20,23,25, 26T	\$35.00	per month (sold in quarters) Western University Permits Only (Mon - Fri)	7am - 8pm
30	25	\$35.00	Licensed to Helix Apartments. Per month (sold in quarters) - (24/7)	24hrs. - 7 days
31	17, 19, 20, 23, 26T	\$2.00	Flat rate	8pm - 3am
32	25	\$35.00	Licensed to Provident Group - Pomona LLC Western University Parking Only. Per month (sold in quarters) (24/7)	24hrs. - 7 days
33	24	\$35.00	per month (sold in quarters) Licensed to Western University by Permits Only (Mon - Fri)	7am - 8pm
34	24	Free Parking		8pm - 3am





# CITY OF POMONA

## MASTER FEE SCHEDULE | FISCAL YEAR 2023-24

### PUBLIC WORKS

#	Description	FY 2022-23 Approved Fee	Proposed Increase	FY 2023-24 Proposed Fee	Unit	Notes
1	Certificate Of Compliance Processing	\$982.85	\$48.16	\$1,031.00	Per Application	
2	Lot Line Adjustment / Lot Merger					
3	Base Fee	\$1,190.70	\$58.34	\$1,249.00	Per Application	
4	Each Add'l Lot	\$151.35	\$7.42	\$158.75	Per Application	
5	Processing Easement					
6	City is Grantee	\$1,213.10	\$59.44	\$1,272.50	Per Application	
7	City is Grantor	\$1,660.80	\$81.38	\$1,742.15	Per Application	
8	Processing Quitclaim	\$1,094.75	\$53.64	\$1,148.35	Per Application	
9	Release of Lien	\$150.30	\$7.36	\$157.65	Per Application	
10	Final Parcel Map	\$4,824.70	\$236.41	\$5,061.10	Per Application	
11	Each Add't Lot	\$151.35	\$7.42	\$158.75	Per Application	
12	Tract Map	\$5,430.20	\$266.08	\$5,696.25	Per Application	
13	Each Add't Lot	\$151.35	\$7.42	\$158.75	Per Application	
14	Vacation of Public ROW / Easement	\$2,073.35	\$101.59	\$2,174.90	Per Application	
15	Encroachment Permit Processing	\$184.40	\$9.04	\$193.40	Per Application	
16	Plan Check (in house)	6.00%	4.90%	6.29%	Per Project	
17	Expedited Plan Review fee @1.5x (Non-Franchise Utility)	9.00 %	4.90%	9.44%	Per Project	
18	Review of Building Site Plans	\$121.50	Revised	\$174.40	Per Application	
19	Review of Traffic Impact Study	Actual + 20%		Actual + 20%	Per Project	
20	Review of Environmental Document/SUSMP	Actual + 20%		Actual + 20%	Per Project	
21	Preferential Parking Request	\$415.70	\$20.37	\$436.05	Per Application	
22	Permit (Permanent or Guest) Parking Issuance	\$39.40	\$1.93	\$41.30	Per Permit	
23	Traffic Control Plan Review (per review)	\$1.15	Revised	\$125.85	Per Review	
24	Review of Grading Plan Check	\$313.40	Revised	\$559.75	Per Project	
25	Address Assignment / Verification Request	\$52.20	\$2.56	\$54.75	Per Request	

- All percentage fees are due as follow: 50% at time of 1st submittal, remaining balance at time of plan approval.
- All inspection and/or permit fees are due at time of permit issuance.
- All other fees are due at time of 1st submittal/request.

\* Proposed Fees have been rounded down to the nearest nickel





# CITY OF POMONA

## MASTER FEE SCHEDULE | FISCAL YEAR 2023-24

### PUBLIC WORKS CONTINUED - 2

#	Description	FY 2022-23 Approved Fee	Proposed Increase	FY 2023-24 Proposed Fee	Unit	Notes
26	Sanitary Sewer Connection (impact fee)					
27	Per Linear foot	\$0.00	\$0.00	\$0.00	Impact Fee	Fee no longer in use - replaced by Reso 2021-89
28	Add'l Per Acre	\$0.00	\$0.00	\$0.00	Impact Fee	Fee no longer in use - replaced by Reso 2021-89
29	Public Works Review of Special Events Permit	\$128.95	\$6.32	\$135.25	Per Application	
30	Development Meetings - Planning	\$911.40	\$44.66	\$956.05	Per Meeting	
31	Design Review Meetings - PW	\$911.40	\$44.66	\$956.05	Per Meeting (First Free)	
32	CUP Process	\$396.55	Revised	\$476.30	Per Application	
33	Subdivision Tentative Map Process	\$326.20	Revised	\$355.66	Per Application	
34	Green Processing and Installation	\$217.45	\$10.66	\$228.10	Per Request	
35	Handicap Space Processing and Installation	\$251.55	\$12.33	\$263.85	Per Request	
36	Installation of No Dumping Signs in alley	\$314.45	\$15.41	\$329.85	Per Sign	
37	Installation of No Parking Signs in alley	\$314.45	\$15.41	\$329.85	Per Sign	
38	SCE street light request (processing)	\$141.75	\$6.95	\$148.70	Per Request	
39	Inspection Permits	4.00%	4.9%	4.20%	Per Project	
40	Re-Inspection Fee	\$56.50	\$2.77	\$59.25	Per Request	
41	Curb, or Curb & Gutter (Inspection)					
42	Base Fee	\$365.60	\$17.91	\$383.50	Per Project	
43	Per Linear foot above 100lf	\$0.52	\$0.03	\$0.55	Per Linear Foot	>100 LF
44	Drive Approach (Inspection)					
45	Residential, standard width	\$331.50	\$16.24	\$347.70	Per Project	
46	Residential, over width	\$331.50	\$16.24	\$347.70	Per Project	
47	Commercial, thru 30' width	\$331.50	\$16.24	\$347.70	Per Project	
48	Commercial, over 30' width	\$331.50	\$16.24	\$347.70	Per Project	
49	Reinstatement of Expired Permit	\$52.20	\$2.56	\$54.75	Per Project	

- All percentage fees are due as follow: 50% at time of 1st submittal, remaining balance at time of plan approval.
- All inspection and/or permit fees are due at time of permit issuance.
- All other fees are due at time of 1st submittal/request.

\* Proposed Fees have been rounded down to the nearest nickel







# CITY OF POMONA

## MASTER FEE SCHEDULE | FISCAL YEAR 2023-24


### PUBLIC WORKS CONTINUED - 3

#	Description	FY 2022-23 Approved Fee	Proposed Increase	FY 2023-24 Proposed Fee	Unit	Notes
50	Sewer Laterals (Inspection)					
51	Base Fee	\$557.50	\$27.32	\$584.80	Per Project	
52	Per Linear foot above 30lf	\$0.84	\$0.04	\$0.85	Per Linear Foot	
53	Sidewalk (Inspection)					
54	Base Fee	\$331.50	\$16.24	\$347.70	Per Project	500SF or less
55	Per Square Feet above 600sf	\$0.11	\$0.01	\$0.12	Per Square Foot	>500 SF
56	Street Light Installation (Inspection)	\$169.45	\$8.30	\$177.75	Per Inspection	\$2500 Deposit
57	Street Trees (Inspection)	\$169.45	\$8.30	\$177.75	Per Inspection	
58	Special Permits					
59	Street Closures	\$119.35	\$5.85	\$125.20	Per Day	Permit fee
60	Banners - per Overpass Location	\$199.30	\$9.77	\$209.05	Per Location	
61	Banners - Street light	\$199.30	\$9.77	\$209.05	Per Arterial	
62	Overside loads - one trip	\$16.00		\$16.00	Per Trip	Regulated by Caltrans
63	Overside loads - annual	\$90.00		\$90.00	Per Year	Regulated by Caltrans
64	NPDES Storm Sewer Inspection Fee	Actual + 20%		Actual + 20%	Per Hour	
65	NPDES Best Practices Inspection Fee	Actual + 20%		Actual + 20%	Per Hour	
66	Afterhours Inspections @ 1.5x (4 hours min)	\$169.45	\$8.30	\$177.75	Per Hour; 4 Hours Minimum	
67	Utility Company Construction Permit					
68	Utility Construction Permit fee (Non-Blanket)	\$588.40	\$28.83	\$617.20	Per Permit	
69	Blanket Permit Fee (1 block max)	\$408.25	\$20.00	\$428.25	Per Request	
70	Inspection per site (Non-Blanket)	\$225.95	\$11.07	\$237.00	Per Site	
71	Re-surfacing (Franchise Utility only)	Actual + 20%		Actual + 20%	Per Request	
72	Expedited Review Fee	Actual + 20%		Actual + 20%	Per Request	
73	Environmental Inspection (Industrial/Commercial Facilities)	Actual + 20%		Actual + 20%	Per Inspection	
74	Monumentation Inspection	\$281.40	\$13.79	\$295.15	Per Inspection	
75	Work without permit penalty	2 x permit		2 x permit	Per Occurrence	
76	Trash / Roll-off Bins	\$52.20	\$2.56	\$54.75	Per Application	

- All percentage fees are due as follow: 50% at time of 1st submittal, remaining balance at time of plan approval.
- All inspection and/or permit fees are due at time of permit issuance.
- All other fees are due at time of 1st submittal/request.

\* Proposed Fees have been rounded down to the nearest nickel





# CITY OF POMONA

## MASTER FEE SCHEDULE | FISCAL YEAR 2023-24


### PUBLIC WORKS CONTINUED - 4

#	Description	FY 2022-23 Approved Fee	Proposed Increase	FY 2023-24 Proposed Fee	Unit	Notes
77	Replacement of Street Improvements Deposits					
78	Curb, per LF	Per City's pricing		Per City's pricing	Deposit	
79	Curb & Gutter, per LF	Per City's pricing		Per City's pricing	Deposit	
80	Sidewalk, per SF	Per City's pricing		Per City's pricing	Deposit	
81	Asphalt Pavement - Trench, per SF	Per City's pricing		Per City's pricing	Deposit	
82	Asphalt Pavement - Street, per SF	Per City's pricing		Per City's pricing	Deposit	
83	Street Trees, each	Per City's pricing		Per City's pricing	Deposit	
84	Repairs in City Right-of-Way	Per City's pricing		Per City's pricing	Deposit	
85	Deposit Fee (utility companies or developers)	Per City's pricing		Per City's pricing	Deposit	
86	Curb Paint					
87	Base Fee	\$124.70	\$6.11	\$130.80	Per Request	curb markings (per request)
88	Per LF over 20 LF	\$2.10	\$0.10	\$2.20	Per Linear Foot	
89	RE-paint (handicap spaces or curb)	\$98.05	\$4.80	\$102.85	Per Request	Renewal Markings (green/yellow/white/ other Special Curb colors)
90	Curb Sandblast	\$186.55	\$9.14	\$195.65	Per Request	
91	Pavement Markers	Actual + 20%		Actual + 20%	Per Request	
92	Permanent Resurfacing of Utility Trenches					
93	1 to 50 SF	\$6.40	\$0.31	\$6.70	Per Square Foot	
94	51 to 200 SF	\$4.25	\$0.21	\$4.45	Per Square Foot	
95	201 to 500 SF	\$3.70	\$0.18	\$3.85	Per Square Foot	
96	501 to 2,000 SF	\$3.20	\$0.16	\$3.35	Per Square Foot	
97	2,001 + SF	\$2.65	\$0.13	\$2.75	Per Square Foot	
98	Industrial Waste Water	\$79.95	\$3.92	\$83.85		
99	Extra Oversize Load	\$90.00	\$4.41	\$94.40		Regulated by Caltrans
100	Large Print Copies (Maps, etc.)	\$8.50	\$0.42	\$8.90	Per Copy	

- All percentage fees are due as follow: 50% at time of 1st submittal, remaining balance at time of plan approval.
- All inspection and/or permit fees are due at time of permit issuance.
- All other fees are due at time of 1st submittal/request.

\* Proposed Fees have been rounded down to the nearest nickel





# CITY OF POMONA

## MASTER FEE SCHEDULE | FISCAL YEAR 2023-24

### PUBLIC WORKS CONTINUED - 5

#	Description	FY 2022-23 Approved Fee	Proposed Increase	FY 2023-24 Proposed Fee	Unit	Notes
101	Permit / Computer fees	\$3.25	\$0.16	\$3.40	Per Permit	
102	Document Imaging	\$1.05	\$0.05	\$1.10	Per Sheet	
103	Fee Analysis Fee	\$4.15	\$0.20	\$4.35	Per Fee Transaction	
104	Work Order System Fee	\$4.80	\$0.24	\$5.00	Per Permit	
105	Street Tree Planting or Maintenance	Actual + 20%		Actual + 20%	Per Request	
106	Additional Bulky Item Pick Up	\$26.65	Delete		Per Scheduled Pick Up	1 bulky item pick up is included with service per billing cycle. Any additional are charged per pick up. Resolution 2015-116
107	ADMIN fee	Total Fee + 20%		Total Fee + 20%		
108	Non-Recurring Permit Application - Safe Harbor Amounts					
109	Existing Pole	\$533.00	\$26.12	\$559.10	for single application for up to 5 collocations	\$100.00 for each additional collocation thereafter
110	New Pole	\$1,066.00	\$52.23	\$1,118.20	for single application per pole	
111	Recurring Fees for Leasing Municipal Infrastructure - Safe Harbor Amounts					
112	Lease	\$287.80	\$14.10	\$301.90	per facility per year	
113	Address Assignment / Verification Request					
114	For new units or individual property less than 5 address request	\$53.30	\$2.61	\$55.90	per application	Max of 5 new address requested per application
115	For new units or individual property greater than 5 address request	\$319.80	\$15.67	\$335.45	per application	(> 5) 6 or more new address requested per application
116	Review of Grading Plan Check (6-10 shts) up to 3 reviews		New Fee	\$798.40	per project	
117	Review of Grading Plan Check (10+ shts) up to 3 reviews		New Fee	\$917.70	per project	
118	Review of Grading Plan Check - per review (10+ after 3rd submittal)		New Fee	\$138.40	per project	

- All percentage fees are due as follow: 50% at time of 1st submittal, remaining balance at time of plan approval.
- All inspection and/or permit fees are due at time of permit issuance.
- All other fees are due at time of 1st submittal/request.

\* Proposed Fees have been rounded down to the nearest nickel





# CITY OF POMONA

## MASTER FEE SCHEDULE | FISCAL YEAR 2023-24

### WATER RESOURCES (WATER & SEWER)

#	Description	FY 2022-23 Approved Fee	Proposed Increase	FY 2023-24 Proposed Fee	Unit	Notes
1	<b>Water Service</b>					
2	Water Meter Installation					
3	Charges for New Construction and Meter Upgrades					
4	Service Size (Installation) - Does not include Meter Setting					
5	1"	\$3,572.15	\$175.04	\$3,747.15		
6	1-1/2"	\$5,889.65	\$288.59	\$6,178.20		
7	2"	\$5,889.65	\$288.59	\$6,178.20		
8	Meter Size (Meter Setting)					
9	5/8" x 3/4"	\$288.35	\$14.13	\$302.45		
10	1"	\$372.80	\$18.27	\$391.05		
11	1-1/2"	\$846.95	\$41.50	\$888.45		
12	2"	\$1,128.55	\$55.30	\$1,183.85		
13	Meter sizes not shown shall be based on full cost recovery and determined at the time of installation.					
14	Meter Setting – Advance Payment Required					
15	Meter Size (Residential)					
16	5/8"	\$188.15	\$9.22	\$197.35		
17	3/4"	\$188.15	\$9.22	\$197.35		
18	1"	\$224.40	\$11.00	\$235.40		
19	1-1/2"	\$287.80	\$14.10	\$301.90		
20	2"	\$338.50	\$16.59	\$355.05		
21	3"	\$452.60	\$22.18	\$474.75		
22	Meter Size (Commercial)					
23	5/8"	\$287.80	\$14.10	\$301.90		
24	3/4"	\$287.80	\$14.10	\$301.90		
25	1"	\$372.95	\$18.27	\$391.20		

\* Proposed Fees have been rounded down to the nearest nickel





# CITY OF POMONA


## MASTER FEE SCHEDULE | FISCAL YEAR 2023-24

### WATER RESOURCES (WATER & SEWER) CONTINUED - 2

#	Description	FY 2022-23 Approved Fee	Proposed Increase	FY 2023-24 Proposed Fee	Unit	Notes
26	1-1/2"	\$452.60	\$22.18	\$474.75		
27	2"	\$570.30	\$27.94	\$598.20		
28	3"	\$798.50	\$39.13	\$837.60		
29	4"	\$1,006.75	\$49.33	\$1,056.05		
30	6"	\$1,693.10	\$82.96	\$1,776.05		
31	8"	\$2,265.40	\$111.00	\$2,376.40		
32	10"	\$2,839.40	\$139.13	\$2,978.50		
33	Meter Size (Irrigation)					
34	5/8"	\$338.50	\$16.59	\$355.05		
35	3/4"	\$338.50	\$16.59	\$355.05		
36	1"	\$452.60	\$22.18	\$474.75		
37	1-1/2"	\$684.40	\$33.54	\$717.90		
38	2"	\$912.60	\$44.72	\$957.30		
39	3"	\$1,370.75	\$67.17	\$1,437.90		
40	Meter Size (Firelines)					
41	2"	\$188.15	\$9.22	\$197.35		
42	3"	\$287.80	\$14.10	\$301.90		
43	4"	\$506.65	\$24.83	\$531.45		
44	6"	\$746.00	\$36.55	\$782.55		
45	8"	\$1,077.35	\$52.79	\$1,130.10		
46	10"	\$1,423.25	\$69.74	\$1,492.95		
47	12"	\$1,693.10	\$82.96	\$1,776.05		
48	Water Disconnection Fee & Delinquency Charge					
49	Delinquency Charge (20 days after bill issued)					
50	48 Hour Notification Charge	\$43.85	\$2.15	\$46.00		
51	Disconnect Order	\$47.40	\$2.32	\$49.70		

\* Proposed Fees have been rounded down to the nearest nickel





# CITY OF POMONA


## MASTER FEE SCHEDULE | FISCAL YEAR 2023-24

### WATER RESOURCES (WATER & SEWER) CONTINUED - 3

#	Description	FY 2022-23 Approved Fee	Proposed Increase	FY 2023-24 Proposed Fee	Unit	Notes
52	Restoration Order	\$47.40	\$2.32	\$49.70		
53	Service Call (After Hours/Weekends/Holidays)	\$79.60	\$3.90	\$83.50		
54	Water Meter Testing	No fee is charged.		No fee is charged.		If the meter tested is over registering by more than 3%, an adjustment shall be paid for the prior billing cycle. If the meter is registering less than 103%, the customer shall pay for the testing service and pay for a Meter Setting fee for the meter size tested.
55	Private Backflow Device Monitoring					
56	Tampering with Meter Missing and/or Broken Lock	\$24.50	\$1.20	\$25.70		
57	Meter and/or Jumper Pull	\$182.90	\$8.96	\$191.85		
58	Valve Damage and/or Tampering	\$399.35	\$19.57	\$418.90		
59	New Water Customer Application Process					
60	Application for Connection/Charges for new service					
61	Daily - Set up charge (City Hall Business Hours)	\$55.05	\$2.70	\$57.75		
62	For service call After Hours, Weekends and Holidays on delinquent accounts	\$91.35	\$4.48	\$95.80		
63	New service After Hours, Weekends & Holidays	\$109.00	\$5.34	\$114.30		
64	Construction Water Service					
65	Temporary Service for Contractors					<b>Section 34.20.1 (Ord 3587)</b>
66	Item/Meter Size					
67	Non- Refundable Portion of Deposit	\$165.65	\$8.12	\$173.75		There is a partially refundable deposit for a meter based on the then current price. Lost, stolen or damaged meter - the Contractor will be responsible for repair and/or replacement cost, as determined by the City.
68	1"	\$129.80	\$6.36	\$136.15		Billing System has a Set Charge of \$1,500 for lost or stolen meters
69	3"	\$765.65	\$37.52	\$803.15		Billing System has a Set Charge of \$1,500 for lost or stolen meters
70	Commodity Rate (per 100 cubic feet)	See Tier Structure Above for Potable Domestic Service Eff 10/01/2019 (62-297)		See Tier Structure Above for Potable Domestic Service Eff 10/01/2019 (62-297)		
71	Sewer					
72	Sanitary Sewer Dye Test	\$79.95	\$3.92	\$83.85	Per Request	
73	Fire Flow Testing Fee					<b>Section 34-20.4 (Ord 3587)</b>
74	Fire Flow Testing	\$285.95	\$14.01	\$299.95		

\* Proposed Fees have been rounded down to the nearest nickel





# CITY OF POMONA

## MASTER FEE SCHEDULE | FISCAL YEAR 2023-24

### WATER RESOURCES (WATER & SEWER) CONTINUED - 4

#	Description	FY 2022-23 Approved Fee	Proposed Increase	FY 2023-24 Proposed Fee	Unit	Notes
75	NPDES Related Fees					
76	Review of Environmental Document/SUSMP	Actual + 20%		Actual + 20%	Per Project	
77	NPDES Storm Sewer Inspection Fee	Actual + 20%		Actual + 20%	Per Hour	
78	NPDES Best Practices Inspection Fee	Actual + 20%		Actual + 20%	Per Hour	
79	Annual Grease Producing Facility Inspection (FOG Only)	\$67.95	\$3.33	\$71.25	Annually	RESO 2019-115
80	Environmental Inspection (Industrial/Commercial Facilities)	\$114.35	\$5.60	\$119.95	Annually	RESO 2019-115
81	Environmental Inspection (Industrial/Commercial/FOG Facilities) Re-Inspection	\$50.10	\$2.45	\$52.55	Per Inspection	RESO 2019-115
82	Commerical/Industrial NPDES & Grease Producing Facility Inspection	\$154.05	\$7.55	\$161.60	Annually	RESO 2019-115
83	Construction Site NPDES Inspection (Inspection \$80/hr + Admin Fee \$95.50)	Actual + Admin		Actual + Admin	Per Hour	RESO 2019-115
84	Private Fire Protection Service	\$636.09	\$31.17	\$667.25		Sec. 62-248. Private fire protection

\* Proposed Fees have been rounded down to the nearest nickel





# CITY OF POMONA

## MASTER FEE SCHEDULE | FISCAL YEAR 2023-24

### DEVELOPMENT SERVICES - BUILDING & SAFETY

	Description	FY 2022-23 Approved Fees	Proposed Increase	FY 2023-24 Proposed Fee	Unit	Notes
1	<b>Building Code Permit Fee Schedule</b>					
2	Total Valuation					
3	\$0 to and including \$700	\$46.90	\$2.30	\$49.20		
4	More than \$700 to including \$25,000	\$69.25	\$3.39	\$72.60		plus \$19.00 for each additional \$1,000 or fraction thereof in excess of \$1,000
5	\$25,001 to and including \$50,000	\$506.35	\$24.81	\$531.15		plus \$14.60 for each additional \$1,000 or fraction thereof in excess of \$25,000
6	\$50,001 to and including \$100,000	\$860.25	\$42.15	\$902.40		plus \$19.00 for each additional \$1,000 or fraction thereof in excess of \$50,000
7	More than \$100,000	\$1,384.70	\$67.85	\$1,452.55		plus \$7.45 for each additional \$1,000 or fraction thereof
8	<sup>1</sup> The building permit fee specified in the table above shall be increased by a surcharge of 0.013 percent of the total valuation of a Group R Occupancy or by 0.028 percent of the total valuation of all other occupancies or \$0.50, whichever amount is higher, pursuant to Section 2705, Chapter 8, Division 2 of the Public Resources Code of the State of California (State Strong-motion Instrumentation Program). This surcharge shall not be included in the building permit fee for the purpose of determining the plan check fee.					
9	<sup>2</sup> The permit fee specified in the table above shall be increased by 10 percent for all construction work required to comply with the rules and regulations adopted by the Energy Resources Conservation and Development Commission of the State of California. This increase in fee shall be included in the building permit fee for the purpose of determining the plan checking fee.					
10	<sup>3</sup> The permit fee specified in the table above shall be increased by 5 percent for all construction work required to comply with Title 24, California Code of Regulations, Section 101, et seq., the State's disabled access and adaptability requirements. The increase in fee shall be included in the building permit fee for the purpose of determining the plan check fee.					
11	Building Code Plan Check	75%		75%	of the Building Permit Fee	Minimum fee shall be \$123.55
12	Building Code Plan Check - For additional review required by complexity of plans, or revisions of approved plans or reports, or for services beyond the first and second plan check, due to changes, errors or omissions	\$117.75	\$5.77	\$123.50	per hour	
13	<b>Grading Plan Check / Grading Permit Fee Schedule</b>					
14	1 – 50 cubic yards (0.8 – 38 m3)	\$173.95	\$8.52	\$182.45		
15	51 – 1,000 cubic yards (39 – 764.6 m3)	\$258.70	\$12.68	\$271.35		plus \$91.90/100 cubic yards (76.5 m3) or fraction thereof in excess of 100 cubic yards
16	1,001 – 10,000 cubic yards (765 – 7645.6 m3)	\$1,047.65	\$51.33	\$1,098.95		plus \$77.15/1,000 cubic yards (764.6 m3) or fraction thereof in excess of 1,000 cubic yards
17	10,001 – 100,000 cubic yards (7646 – 76460 m3)	\$1,709.20	\$83.75	\$1,792.95		plus \$49.30/1,000 cubic yards (764.6 m3) or fraction thereof in excess of 10,000 cubic yards

\* Proposed Fees have been rounded down to the nearest nickel







# CITY OF POMONA


## MASTER FEE SCHEDULE | FISCAL YEAR 2023-24

### DEVELOPMENT SERVICES - BUILDING & SAFETY CONTINUED - 2

	Description	FY 2022-23 Approved Fees	Proposed Increase	FY 2023-24 Proposed Fee	Unit	Notes
18	100,001 cubic yards (76461 m3) or more	\$12,331.90	\$604.26	\$12,936.15		plus \$122.75/10,000 cubic yards (7646 m3) or fraction thereof in excess of 100,000 cubic yards
19	<b>Grading Inspection (Permit)</b>					
20	1 – 1,000 cubic yards (0.8 – 764.6 m3)	\$173.95	\$8.52	\$182.45		plus \$109.80/100 cubic yards (76.5 m3) or fraction thereof in excess of 100 cubic yards
21	1,001 – 10,000 cubic yards (765 – 7645.6 m3)	\$258.70	\$12.68	\$271.35		plus \$91.10/1000 cubic yards (76.5 m3) or fraction thereof in excess of 1,000 cubic yards
22	10,001 – 100,000 cubic yards (7646 – 76460 m3)	\$1,047.65	\$51.33	\$1,098.95		plus \$53.90/1,000 cubic yards (764.6 m3) or fraction thereof in excess of 100,000 cubic yards
23	100,001 – 500,000 cubic yards (76461 – 382300 m3)	\$1,709.20	\$83.75	\$1,792.95		plus \$148.80/10,000 cubic yards (764.6 m3) or fraction thereof in excess of 100,000 cubic yards
24	More than 500,000 cubic yards (382300 m3)	\$12,331.90	\$604.26	\$12,936.15		plus \$135.15/10,000 cubic yards (7646 m3) or fraction thereof in excess of 500,000 cubic yards
25	Building Supplemental Plan Check And Inspection	No Fee per resolution		No Fee per resolution		
26	Building Plan Check And Permit Extension Review	No Fee per resolution		No Fee per resolution		
27	Building Relocation Review And Inspection - Within City Limits	\$53.30	\$2.61	\$55.90		
28	Building Relocation Review And Inspection - Outside City Limits	\$53.30	\$2.61	\$55.90		plus \$.50 per mile from City Hall
29	Building Demolition Review and Inspection					
30	Special Inspection	No Fee per resolution		No Fee per resolution		
31	<b>Electrical Code Permit Fee</b>					
32	Fee for issuing permits	\$29.70	\$1.46	\$31.15	each	
33	SYSTEM FEE SCHEDULE - (Note: The following do not include permit issuing fee.)					
34	New Residential Buildings:					The following fees shall include all wiring and electrical equipment in or on each building, or other electrical equipment on the same premises constructed at the same time.

\* Proposed Fees have been rounded down to the nearest nickel





# CITY OF POMONA

## MASTER FEE SCHEDULE | FISCAL YEAR 2023-24

### DEVELOPMENT SERVICES - BUILDING & SAFETY CONTINUED - 3

Description	FY 2022-23 Approved Fees	Proposed Increase	FY 2023-24 Proposed Fee	Unit	Notes
35 For new multifamily residential buildings (apartments and condominiums) having three (3) or more living units not including garages, carports, and other noncommercial automobiles storage areas constructed at the same time:	\$0.12	\$0.01	\$0.12	sq ft	
36 For garages, carports, and other accessory buildings used in conjunction with multifamily residential buildings use:	BRANCH CIRCUIT FEE or UNIT FEE SCHEDULE		BRANCH CIRCUIT FEE or UNIT FEE SCHEDULE		
37 For new single and two-family residential buildings not including garages, carports and other minor accessory buildings constructed at the same time:	\$0.15	\$0.01	\$0.16	sq ft	
38 For garages, carports and other minor accessory buildings constructed at the same time as the single or two-family residential buildings a fee will not be required. For other types of residential occupancies and alterations, additions and modifications to existing residential buildings use:	BRANCH CIRCUIT FEE or UNIT FEE SCHEDULE		BRANCH CIRCUIT FEE or UNIT FEE SCHEDULE		
39 Private Swimming Pools:					
40 For new private, residential, in ground swimming pools for single, or multifamily occupancies, including a complete system of necessary branch circuit wiring, bonding, grounding, underwater lighting, water pumping and other similar electrical equipment directly related to the operation of a swimming pool	\$87.20	\$4.27	\$91.45	each	
41 For other types of swimming pools, therapeutic whirlpools, spas, hot tubs and alterations to existing swimming pools:	\$58.50	\$2.87	\$61.35	each	
42 Carnivals and Circuses:					
43 Carnivals, circuses or other traveling shows or exhibitions utilizing transportable-type rides, booths, displays and attractions. For electric generators and electrically driven rides:	\$41.75	\$2.05	\$43.80	each	
44 Temporary Power Service					
45 For a temporary service power pole or pedestal, including all pole or pedestal mounted receptacle outlets and appurtenances:	\$46.90	\$2.30	\$49.20		
46 For a temporary distribution system and temporary lighting and receptacle outlets for construction sites, decorative lighting, Christmas tree sales lots, firework stands, sales booths, additional pole, etc:	\$22.90	\$1.12	\$24.00	each	

\* Proposed Fees have been rounded down to the nearest nickel





# CITY OF POMONA

## MASTER FEE SCHEDULE | FISCAL YEAR 2023-24

### DEVELOPMENT SERVICES - BUILDING & SAFETY CONTINUED - 4

	Description	FY 2022-23 Approved Fees	Proposed Increase	FY 2023-24 Proposed Fee	Unit	Notes
47	BRANCH CIRCUIT AND UNIT FEE SCHEDULES					Note: 1. The following do not include permit issuing fees; 2. Where appropriate either fee schedule may be used
48	Branch Circuit Fees (Alternate to Unit Fees)					
49	Branch circuit fees apply to new branch circuit wiring and the lighting fixtures, switches and receptacles which are supplied by these branch circuits, including their outlets. For 15 or 20 ampere 120 volt lighting or general use receptacles:					
50	First 10 branch circuits	\$18.65	\$0.91	\$19.55	each	
51	Each additional branch circuit from 11 to 40 inclusive	\$15.45	\$0.76	\$16.20	each	
52	Each additional branch circuit over 40	\$13.85	\$0.68	\$14.50	each	
53	For 15 or 20 ampere 208 volt to 277 volt lighting	\$29.30	\$1.44	\$30.70	each	
54	Exception: An individual multiwire branch circuit supplying one appliance may be counted as one circuit.					
55	Unit Fees (Alternate to Branch Circuit Fees)					
56	Receptacle, Switch, Lighting, or other. For receptacle, switch, lighting, or other outlets at which current is used or controlled except services, feeders and meters:					
57	First 20 each	\$2.20	\$0.11	\$2.30	each	
58	First 20 Additional outlets	\$1.60	\$0.08	\$1.65	each	
59	Note: For multi-outlet assemblies, each five feet or fraction thereof may be considered as one outlet.					
60	Lighting Fixtures					
61	For lighting fixtures, sockets, or other lamp holding devices:					
62	First 20 Additional outlets	\$1.60	\$0.08	\$1.65	each	
63	For pole or platform mounted lighting fixtures	\$2.65	\$0.13	\$2.75	each	
64	For theatrical-type lighting fixtures or assemblies	\$2.65	\$0.13	\$2.75	each	

\* Proposed Fees have been rounded down to the nearest nickel





# CITY OF POMONA

## MASTER FEE SCHEDULE | FISCAL YEAR 2023-24

### DEVELOPMENT SERVICES - BUILDING & SAFETY CONTINUED - 5

#	Description	FY 2022-23 Approved Fees	Proposed Increase	FY 2023-24 Proposed Fee	Unit	Notes
65	Residential Appliances of Three Horsepower or Less:					
66	For fixed residential appliances or receptacle outlets for same, including wall-mounted electric ovens, counter-mounted cooking tops, electric ranges, self-contained room, console, or through-wall air conditioners, space heaters, food waste grinders, dishwashers, washing machines, water heaters, clothes dryers, or other motor-operated appliances, not exceeding three (3) horsepower (HP) in rating:	\$11.50	\$0.56	\$12.05	each	
67	Note: For other types of air conditioners and other motor-driven appliances having larger electrical ratings, see Power Apparatus.					
68	Other Appliances of Three Horsepower or Less:					
69	For any appliance installed in a non-residential occupancy and not exceeding three (3) horsepower (HP), kilowatt (KW), or kilovolt-ampere (KVA) in rating, including medical and dental devices, food, beverage, and ice cream cabinets, illuminated showcases, drinking fountains, vending machines, laundry machines, or other similar types of equipment:	\$16.60	\$0.81	\$17.40	each	
70	Note 1. As used in the above sentence, "non-residential occupancy" includes but is not limited to hotels and motels.					
71	Note 2. For other types of air conditioners and other motor driven appliances having larger electrical ratings, see Power Apparatus.					
72	Power Apparatus:					
73	For motors, generators, transformers, rectifiers, synchronous converters, capacitors, industrial heating, air conditioners and heat pumps, cooking or baking equipment, and other apparatus, with a rating as follows: Rating in horsepower (HP), kilowatts (KW), kilovolt amperes (KVA), or kilovolt-amperes-reactive (KVAR)					
74	Rating over 3 and not over 10	\$21.40	\$1.05	\$22.45	each	
75	Rating over 10 and not over 50	\$49.55	\$2.43	\$51.95	each	
76	Rating over 50 and not over 100	\$92.70	\$4.54	\$97.20	each	
77	Rating over 100	\$152.95	\$7.49	\$160.40	each	
78	Note 1. For equipment or appliances having more than one motor, transformer, heater, etc., the sum of the combined ratings may be used.					
79	Note 2. These fees include all switches, circuit breakers, contactors, thermostats, relays and other directly related control equipment.					
80	Busways					
81	For cable trays, trolley and plug-in type busways, each 100 feet or fraction thereof:	\$28.10	\$1.38	\$29.45		
82	Note: An additional fee will be required for lighting fixtures, motors and other appliances that are connected to trolley and plug-in type busways. No fee is required for portable tools.					
83	Signs, Outline Lighting, and Marquees:					
84	For signs, outline lighting systems, or marquees supplied from one branch circuit:	\$41.75	\$2.05	\$43.80	each	

\* Proposed Fees have been rounded down to the nearest nickel





# CITY OF POMONA


## MASTER FEE SCHEDULE | FISCAL YEAR 2023-24

### DEVELOPMENT SERVICES - BUILDING & SAFETY CONTINUED - 6

	Description	FY 2022-23 Approved Fees	Proposed Increase	FY 2023-24 Proposed Fee	Unit	Notes
85	For additional branch circuits within the same sign, outline lighting system, or marquee:	\$13.85	\$0.68	\$14.50	each	
86	Services, Switchboards, Switchboard Sections, Motor Control Centers and Panel boards:					
87	For services, switchboards, switchboard sections, motor control centers and panel boards of 600 volts or less and not over 399 amperes in rating:	\$41.75	\$2.05	\$43.80	each	
88	For services, switchboards, switchboard sections, motor control centers and panel boards of 600 volts or less and 400 amperes to 1,000 amperes in rating:	\$81.95	\$4.02	\$85.95	each	
89	For services, switchboards, switchboard sections, motor control centers and panel boards over 600 volts or over 1000 amperes in rating:	\$174.50	\$8.55	\$183.05	each	
90	Miscellaneous, Apparatus, Conduits and Conductor					
91	For electrical apparatus, conduits and conductors for which a permit is required but for which no fee is herein set forth:	\$70.10	\$3.43	\$73.50		
92	Note: This fee is not applicable when a fee is paid for one or more services, outlets, fixtures, appliances, power apparatus, busways, signs or other equipment.					
93	Other Inspections:					
94	For each extra inspection resulting from defective workmanship or materials:	\$35.60	\$1.74	\$37.30	each	
95	For inspection of electrical equipment for which no fee is herein set forth and for emergency inspections for the time consumed:					
96	For the first 1/2 hour, or fraction thereof	\$58.80	\$2.88	\$61.65		
97	For each hour, or fraction thereof	\$117.75	\$5.77	\$123.50		
98	For any single hazardous location area, as defined by the provisions of Chapter 5 of the California Electrical Code, larger than 2,000 sq. ft or an aggregate area consisting of smaller hazardous location areas totaling over 2,000 sq. ft., a surcharge in addition to any other applicable fees:	\$235.15	\$11.52	\$246.65	each	
99	For investigation and review of test reports from local testing laboratories. Reports for one (1) to ten (10) electrical items, apparatus, machine tools, appliances, or other electrical equipment:	\$271.70	\$13.31	\$285.00	each	
100	For eleven (11) to twenty (20) items	\$543.00	\$26.61	\$569.60	each	
101	For twenty-one (21) to fifty (50) items	\$814.70	\$39.92	\$854.60		
102	For more than fifty (50) items	\$905.45	\$44.37	\$949.80		
103	For high voltage switchgears, transformers or substations	\$543.00	\$26.61	\$569.60		
104	For investigation of alternate materials and methods of construction:					
105	For the initial filing fee	\$235.55	\$11.54	\$247.05		
106	For each hour or fraction thereof, in excess of two.	\$117.75	\$5.77	\$123.50		

\* Proposed Fees have been rounded down to the nearest nickel





# CITY OF POMONA


## MASTER FEE SCHEDULE | FISCAL YEAR 2023-24

### DEVELOPMENT SERVICES - BUILDING & SAFETY CONTINUED - 7

	Description	FY 2022-23 Approved Fees	Proposed Increase	FY 2023-24 Proposed Fee	Unit	Notes
107	Investigation fee for work done without a required permit shall be equal to the permit fee, but not less than	\$362.00	\$17.74	\$379.70		
108	Exception: One or two family dwellings, when work is performed by owner-builder	\$180.90	\$8.86	\$189.75		
109	Noncompliance Fee:					
110	For one and two family dwelling occupancies	\$108.70	\$5.33	\$114.00		
111	For other occupancies	\$217.55	\$10.66	\$228.20		
112	Plan Checking Fee:					
113	The fee shall be equal to seventy percent (70%) of the required electrical permit fee provided however, the minimum fee shall be	\$117.75	\$5.77	\$123.50		
114	The fee for each tenant improvement plan check (installations requiring review to verify compliance with the State's Electrical Energy Conservation requirements (Title 24)), when a building plan check is not required for that work, shall be \$14.60 for each 1,000 square feet; provided however, the minimum fee shall be \$55.20	\$14.60	\$0.72	\$15.30	per 1,000 sq ft (min. \$55.20)	
115	For additional review required by complexity of plans, or revisions of approved plans or reports, or for services beyond the first and second plan check, due to changes, errors or omissions	\$117.75	\$5.77	\$123.50	per hour	
116	Photovoltaic System					
117	Residential Rooftop Photovoltaic – 0-15 kilowatts. Fee for residential rooftop photovoltaic systems generating 0-15 kilowatts (kW):	\$250.45	\$12.27	\$262.70		Each system up to 15 kW
118	Residential Rooftop Photovoltaic – each kilowatt over 15 kilowatt. Fee for residential rooftop photovoltaic systems generating over 15 kilowatts:	\$9.70	\$0.48	\$10.15		Each kW over 15 kW
119	Commercial Rooftop Photovoltaic – 0-50 kilowatts; Fee for commercial rooftop photovoltaic systems generating 0-50 kilowatts:	\$575.55	\$28.20	\$603.75		Each system up to 50 kW
120	Commercial Rooftop Photovoltaic – 51-250 kilowatts Fee for commercial rooftop photovoltaic systems generating 51-250 kilowatts	\$4.75	\$0.23	\$4.95		Each kW between 51 and 250 kW
121	Commercial Rooftop Photovoltaic – each kilowatt over 250 kilowatts Fee for commercial rooftop photovoltaic systems generating over 250 kilowatts:	\$3.20	\$0.16	\$3.35		Each kW over 250 kW
122	<b>Plumbing Code Permit Fee</b>					
123	Fee for issuing permits:	\$29.70	\$1.46	\$31.15	each	
124	In addition;					
125	For each plumbing fixture or trap or set of fixtures on one trap (including drainage vent, water piping and backflow prevention devices therefore), (hose bibs are considered fixtures)	\$17.35	\$0.85	\$18.20		
126	For each permanent-type dishwasher whether individually trapped or not	\$17.35	\$0.85	\$18.20		

\* Proposed Fees have been rounded down to the nearest nickel





# CITY OF POMONA

## MASTER FEE SCHEDULE | FISCAL YEAR 2023-24

### DEVELOPMENT SERVICES - BUILDING & SAFETY CONTINUED - 8

	Description	FY 2022-23 Approved Fees	Proposed Increase	FY 2023-24 Proposed Fee	Unit	Notes
127	For future stacks or branches, each waste inlet	\$9.45	\$0.46	\$9.90		
128	For each roof drain	\$17.35	\$0.85	\$18.20		
129	For each drainage or sewer backwater valve	\$50.50	\$2.47	\$52.95		
130	For each industrial waste pretreatment interceptor, including its trap and vent, accepting kitchen-type grease interceptors functioning as fixture traps	\$17.35	\$0.85	\$18.20		
131	For each swimming pool drainage trap and receptor, whether connected to a building drain or a building sewer (water supply for pool not included)	\$17.35	\$0.85	\$18.20		
132	For each gas piping system on any one meter or alteration, extension or retest of existing gas piping system:					
133	Low pressure system:					
134	5 outlets or less	\$17.35	\$0.85	\$18.20		
135	For each additional outlet over five	\$4.45	\$0.22	\$4.65		
136	Medium or high pressure system:					
137	Each system	\$72.15	\$3.54	\$75.65		
138	Additional fee for each outlet	\$4.45	\$0.22	\$4.65		
139	For each gas meter not under control and maintenance of the serving gas supplier	\$17.35	\$0.85	\$18.20		
140	For each gas pressure regulator other than appliance regulators	\$17.35	\$0.85	\$18.20		
141	For each water heater and/or vent	\$17.35	\$0.85	\$18.20		
142	For repair or alteration of drainage and/or vent piping, each fixture	\$17.35	\$0.85	\$18.20		
143	For each piece of water-treating equipment	\$17.35	\$0.85	\$18.20		
144	For each water pressure regulators	\$17.35	\$0.85	\$18.20		
145	For potable water not covered elsewhere in fee schedule:					
146	1-1/2 inch and smaller	\$17.35	\$0.85	\$18.20		
147	2 inches to 3 inches	\$54.45	\$2.67	\$57.10		
148	Over 3 inches	\$117.75	\$5.77	\$123.50		
149	For replacing water piping in a building, (1) each fixture, each water treating device and each piece of water-using or dispensing equipment, or (2) each branch or riser that has none of the above items connected thereto	\$7.25	\$0.36	\$7.60		
150	For sprinkling systems on any one meter, each backflow prevention device thereof	\$17.35	\$0.85	\$18.20		
151	For each backflow-prevention device on unprotected water supplies, pools, tanks, vats, etc. (including incidental water piping)	\$17.35	\$0.85	\$18.20		
152	For each trap primer	\$17.35	\$0.85	\$18.20		

\* Proposed Fees have been rounded down to the nearest nickel





# CITY OF POMONA

## MASTER FEE SCHEDULE | FISCAL YEAR 2023-24

### DEVELOPMENT SERVICES - BUILDING & SAFETY CONTINUED - 9

	Description	FY 2022-23 Approved Fees	Proposed Increase	FY 2023-24 Proposed Fee	Unit	Notes
153	For each solar potable water-heating system, including water heater and vent	\$58.50	\$2.87	\$61.35		
154	Investigation fee for work done without a required permit shall be equal to the permit fee, but not less than	\$362.00	\$17.74	\$379.70		
155	Exception: One or two family dwellings, when work is performed by owner-builder	\$180.90	\$8.86	\$189.75		
156	Noncompliance fee:					
157	R-3 occupancies	\$108.70	\$5.33	\$114.00		
158	Other occupancies	\$217.55	\$10.66	\$228.20		
159	For investigation of alternate materials and methods of construction:					
160	For the initial filing fee	\$235.55	\$11.54	\$247.05		
161	For each hour or fraction thereof, in excess of two	\$117.75	\$5.77	\$123.50		
162	In addition:					
163	For the connection of a house sewer to a public sewer, or for the extension of a house lateral onto a lot for future use (separate permit required for each such connection or extension)	\$50.50	\$2.47	\$52.95		
164	For each house sewer manhole	\$50.50	\$2.47	\$52.95		
165	For each installation of a section of house sewer for future use	\$32.50	\$1.59	\$34.05		
166	For the connection of each additional building or additional work to a house sewer	\$32.50	\$1.59	\$34.05		
167	For the connection of a house sewer to a private sewage disposal system	\$32.50	\$1.59	\$34.05		
168	For each private sewage disposal system (septic tank and seepage pits or pits and/or drain field)	\$103.40	\$5.07	\$108.45		
169	For each grey water system (storage tanks and disposal/irrigation fields)	\$103.40	\$5.07	\$108.45		
170	For each cesspool, overflow seepage pit, percolation test pit, swimming pool drywell, or drain field extension or replacement	\$50.60	\$2.48	\$53.05		
171	For disconnection, abandonment, alteration or repair of any house sewer or private sewage disposal system or part thereof	\$32.50	\$1.59	\$34.05		
172	<b>Plumbing Plan Check Fee</b>					
173	(a) A plan checking fee as indicated shall be paid to the City of Pomona at the time of submitting plans and specifications for work described in this subsection.	Said fee shall be equal to 40% of the required plumbing permit fee as set forth in Table I of this Article.		Said fee shall be equal to 40% of the required plumbing permit fee as set forth in Table I of this Article.		
174	If any of the following systems is included in the work proposed, a surcharge shall be collected for each of these systems as follows:					
175	(1) Combination waste and vent systems	\$180.75	\$8.86	\$189.60		

\* Proposed Fees have been rounded down to the nearest nickel







# CITY OF POMONA


## MASTER FEE SCHEDULE | FISCAL YEAR 2023-24

### DEVELOPMENT SERVICES - BUILDING & SAFETY CONTINUED - 10

	Description	FY 2022-23 Approved Fees	Proposed Increase	FY 2023-24 Proposed Fee	Unit	Notes
176	(2) Gas system containing an earthquake actuated shut-off valve	\$63.20	\$3.10	\$66.30		
177	(3) Chemical waste system	\$36.00	\$1.76	\$37.75		
178	(4) Rainwater system	\$117.75	\$5.77	\$123.50		
179	(a) For plan checking individual systems not required to be reviewed under subsection (a) above:					
180	(1) Combination waste and vent systems	\$271.70	\$13.31	\$285.00		
181	(2) Gas system containing an earthquake actuated shut-off valve	\$90.25	\$4.42	\$94.65		
182	(3) Chemical waste system	\$54.45	\$2.67	\$57.10		
183	(4) Rainwater system	\$180.90	\$8.86	\$189.75		
184	(5) Grey water system	\$103.40	\$5.07	\$108.45		
185	(c) For additional review required by complexity of plans, or revisions of approved plans or reports, or for services beyond the first and second plan check, due to changes, errors or omissions	\$117.75	\$5.77	\$123.50	per hour	
186	<b>Mechanical Code Permit Fee</b>					
187	Fee for issuing permits:	\$29.70	\$1.46	\$31.15	each	
188	For the installation, alteration or relocation of each refrigeration compressor or absorption unit, and for each fuel burning furnace, heater, boiler and vented decorative appliance including vents attached thereto:					
189	Up to and including 100,000 BTU	\$29.10	\$1.43	\$30.50		
190	More than 100,000 BTU and up to and including 500,000 BTU	\$56.15	\$2.75	\$58.90		
191	More than 500,000 BTU	\$140.70	\$6.89	\$147.55		
192	For each air inlet and air outlet served by any air-conditioning system	\$4.55	\$0.22	\$4.75		
193	Or when the number of air inlets and outlets are unknown, for each 1,000 square feet or fraction thereof of conditioned area	\$39.85	\$1.95	\$41.80		
194	NOTE: An air-conditioned system includes heating and/or cooling.					
195	For the installation, relocation or replacement of each appliance vent installed and not included in an appliance permit	\$13.85	\$0.68	\$14.50		
196	For the installation or alteration of each air handling unit for air conditioning including ducts attached thereto:					
197	Up to and including 2,000 CFM					
198	Each unit up to 10	\$13.85	\$0.68	\$14.50		
199	Each unit over 10	\$4.25	\$0.21	\$4.45		

\* Proposed Fees have been rounded down to the nearest nickel





# CITY OF POMONA

## MASTER FEE SCHEDULE | FISCAL YEAR 2023-24

### DEVELOPMENT SERVICES - BUILDING & SAFETY CONTINUED - 11

	Description	FY 2022-23 Approved Fees	Proposed Increase	FY 2023-24 Proposed Fee	Unit	Notes
200	More than 2,000 CFM and up to and including 10,000 CFM	\$41.75	\$2.05	\$43.80	each	
201	More than 10,000 CFM	\$70.25	\$3.44	\$73.65	each	
202	NOTE: This fee shall not apply to an air handling unit which is a portion of a factory assembled air-conditioning appliance for which a permit is required elsewhere in this Code.					
203	For each evaporative cooler other than portable type	\$23.55	\$1.15	\$24.70		
204	For ventilation fans which serve a single register:					
205	Each fan up to 10	\$17.05	\$0.84	\$17.85		
206	Each fan over 10	\$5.95	\$0.29	\$6.20		
207	For each ventilation system which is not a portion of any air-conditioning system for which a permit is required elsewhere in this Code	\$36.45	\$1.79	\$38.20		
208	For the installation of each commercial kitchen hood, spray booth or product conveying duct system, including the fans and ducts attached thereto	\$70.25	\$3.44	\$73.65		
209	For the installation of each fire damper	\$11.40	\$0.56	\$11.95		
210	For the alteration of an existing duct system for which a permit is not required elsewhere in this Code	\$29.10	\$1.43	\$30.50		
211	Investigation fee for work done without a required permit shall be equal to the permit fee, but not less than	\$362.00	\$17.74	\$379.70		
212	Exception: One or two family dwellings, when work is performed by owner-builder	\$180.90	\$8.86	\$189.75		
213	Noncompliance fee:					
214	R-3 occupancies	\$108.70	\$5.33	\$114.00		
215	Other occupancies	\$217.55	\$10.66	\$228.20		
216	For investigation of alternate materials and methods of construction For the initial filing fee	\$235.55	\$11.54	\$247.05		
217	For each hour or fraction thereof, in excess of two	\$117.75	\$5.77	\$123.50		
218	NOTE: 1) For a refrigeration system rating; one horsepower, one ton or 12,000 BTU per hour shall mean the same quantity.					
219	2) For steam boilers rated in boiler horsepower; one horsepower shall equal 50,000 BTU per hour.					
220	<b>Mechanical Code Plan Check Fee</b>					
221	The Mechanical Code requires plan check fees to be paid at the time of submitting plans and specifications.	50% of the required mechanical permit fee.		50% of the required mechanical permit fee.		

\* Proposed Fees have been rounded down to the nearest nickel





# CITY OF POMONA

## MASTER FEE SCHEDULE | FISCAL YEAR 2023-24

### DEVELOPMENT SERVICES - BUILDING & SAFETY CONTINUED - 12

	Description	FY 2022-23 Approved Fees	Proposed Increase	FY 2023-24 Proposed Fee	Unit	Notes
222	EXCEPTION: Identical appliances of 100,000 BTU or less, installed in a single building:					
223	Up to and including 10	50% of permit fee		50% of permit fee		
224	For each appliance over 10	An additional 5% of its permit fee		An additional 5% of its permit fee		
225	If any of the following systems is included in the work proposed, a surcharge shall be collected for each of these systems as follows:					
226	(i) A commercial type I or II hood	\$180.90	\$8.86	\$189.75		
227	(ii) Garage ventilation systems	\$180.90	\$8.86	\$189.75		
228	(iii) Stairs pressurization systems	\$180.90	\$8.86	\$189.75		
229	(iv) Product conveying systems	\$180.90	\$8.86	\$189.75		
230	The minimum plan checking fee (including all surcharges)	\$117.75	\$5.77	\$123.50		
231	Installations of the following individual systems:					
232	(i) A commercial type I or II hood	\$271.70	\$13.31	\$285.00		
233	(ii) Garage ventilation systems	\$271.70	\$13.31	\$285.00		
234	(iii) Stairs pressurization systems	\$271.70	\$13.31	\$285.00		
235	(iv) Product conveying systems	\$271.70	\$13.31	\$285.00		
236	Tenant improvement installations requiring review to verify compliance with the State's Energy Regulations, when a building permit is not required for that work	\$29.10	\$1.43	\$30.50	1,000 sq. ft	Minimum fee of \$58.84
237	For additional review required by complexity of plans, or revisions of approved plans or reports, or for services beyond the first and second plan check, due to changes, errors or omissions	\$117.75	\$5.77	\$123.50	per hour	
238	Swimming Pools & Spas	\$53.45	\$2.62	\$56.05	sq ft	
239	Retaining Walls					
240	6" Cement Masonry Unit	\$12.55	\$0.61	\$13.15	sq ft	
241	8" Cement Masonry Unit	\$13.95	\$0.68	\$14.60	sq ft	
242	12" Cement Masonry Unit	\$17.10	\$0.84	\$17.90	sq ft	
243	Signs					
244	Non-Luminated 1-Side	\$48.90	\$2.40	\$51.30	sq ft	
245	Non-Luminated 2-Sides	\$61.80	\$3.03	\$64.80	sq ft	
246	Luminated 1-Side	\$113.75	\$5.57	\$119.30	sq ft	
247	Luminated 2-Sides	\$180.55	\$8.85	\$189.40	sq ft	

\* Proposed Fees have been rounded down to the nearest nickel





# CITY OF POMONA


## MASTER FEE SCHEDULE | FISCAL YEAR 2023-24

### DEVELOPMENT SERVICES - BUILDING & SAFETY CONTINUED - 13

	Description	Approved Fees	Proposed Increase	FY 2023-24 Proposed Fee	Unit	Notes
248	Poles					
249	4" Diameter	\$52.25	\$2.56	\$54.80	lin ft	
250	6" Diameter	\$75.30	\$3.69	\$78.95	lin ft	
251	8" Diameter	\$97.20	\$4.76	\$101.95	lin ft	
252	10" Diameter	\$118.00	\$5.78	\$123.75	lin ft	
253	12" Diameter	\$139.90	\$6.86	\$146.75	lin ft	
254	14" Diameter	\$160.15	\$7.85	\$168.00	lin ft	
255	Patios					
256	Fiberglass	\$13.10	\$0.64	\$13.70	sq ft	
257	Metal	\$16.10	\$0.79	\$16.85	sq ft	
258	Wood	\$13.10	\$0.64	\$13.70	sq ft	
259	Rehab					
260	Owner Builder	\$703.55	\$34.47	\$738.00		
261	Contractor	\$703.55	\$34.47	\$738.00		
262	Demolition					
263	For inspection of the demolition of a building or structure	\$175.65	\$8.61	\$184.25		including sewage system termination
264	<b>California State Mandated Fees</b>					
265	Three State mandated fees applied to each Building permit application. Fee amount is based on valuation.					
266	Strong Motion Instrumentation & Seismic Hazard Mapping Fee (1 to 3 story residence)	\$0.14	\$0.01	\$0.15	per each \$1,000 of valuation or fraction thereof	minimum of \$0.55 per application
267	Strong Motion Instrumentation & Seismic Hazard Mapping Fee (Over 3 story residential and all commercial)	\$0.30	\$0.01	\$0.30	per each \$1,000 of valuation or fraction thereof	minimum of \$0.55 per application
268	Green Building Standards Fee	\$1.05	\$0.05	\$1.10	per each \$25,000 of valuation or fraction thereof	minimum of \$1.10 per application
269	<b>Administrative Fees</b>					
270	Plan retrieval from the vault	\$73.75	\$3.61	\$77.35	plan	
271	Permit Issuance Fee	\$29.70	\$1.46	\$31.15	application	

\* Proposed Fees have been rounded down to the nearest nickel





# CITY OF POMONA


## MASTER FEE SCHEDULE | FISCAL YEAR 2023-24

### DEVELOPMENT SERVICES - BUILDING & SAFETY CONTINUED - 13

	Description	Approved Fees	Proposed Increase	FY 2023-24 Proposed Fee	Unit	Notes
272	Issuance of a Certificate of Occupancy	\$108.70	\$5.33	\$114.00	each	
273	Issuance of Temporary Certificate of Occupancy	\$163.20	\$8.00	\$171.20	each	
274	Extension of a Temporary Certificate of Occupancy	\$108.70	\$5.33	\$114.00	each	
275	Permit and Inspection document verification fee	\$36.85	\$1.81	\$38.65	per hour	plus the cost of duplication
276	Administrative Services	\$36.85	\$1.81	\$38.65		
277	Reconvert Garage to permitted use	\$630.00	\$30.87	\$660.85		
278	Lien Removal	\$799.50	\$39.18	\$838.65		
279	Duplicate Lien Removal Process	\$53.30	\$2.61	\$55.90		
280	Letter of responsibility for Bidding Purposes	\$53.30	\$2.61	\$55.90		
281	National Pollutant Discharge Elimination System (NPDES) Plan Check fee	85% of NPDES permit fee		85% of NPDES permit fee		
282	Re-inspection fee	\$117.75	\$5.77	\$123.50	Request	
283	Miscellaneous	\$117.75	\$5.77	\$123.50	per hour	Projects for which there is no fee category

\* Proposed Fees have been rounded down to the nearest nickel





# CITY OF POMONA

## MASTER FEE SCHEDULE | FISCAL YEAR 2023-24


### DEVELOPMENT SERVICES - PLANNING

	Description	FY 2022-23 Approved Fee	Proposed Increase	FY 2023-24 Proposed Fee	Unit	Notes
1	Plan Check x 3	\$777.45	\$38.10	\$818.70		
2	Plan Check x 1	\$261.50	\$12.81	\$277.45		Single Plan Check review beyond initial three reviews
3	Landscape Plan Check: For Landscape Areas Totaling 500-7,500 Square Feet	4 Hours Minimum / 6 Hours Maximum: Maximum Fee Amount \$975.00		\$978.30	per hour	Consultant Rate. Includes two plan check submittals
4	Landscape Plan Check: For Landscape Areas Totaling 7,501-15,000 Square Feet	6 Hours Minimum / 11 Hours Maximum: Maximum Fee Amount \$1,600.00		\$1,603.30	per hour	Consultant Rate. Includes two plan check submittals. For projects greater than 15,000 square feet, Consultant will provide a separate fee based on the number of landscape sheets in the plan set submittal
5	Additional Landscape Plan Checks	Time and Materials \$135/hr		\$138.30	per hour	Consultant Rate. For plan checks that require a third re-submittal, the fee would be the base fee plus the additional time for the third check
6	Landscape Plan Check Inspection	\$675.00		\$708.05		Consultant Rate. Includes one field visit
7	Additional Landscape Inspection	\$135.00	\$6.62	\$135.00	per hour	Consultant Rate. 1.5 hour minimum charge plus MPGS fee
8	Conditional Use Permit	\$6,149.00	\$301.30	\$6,453.45		
9	Conditional Use Review (Single-Family)	\$2,491.55	\$122.09	\$2,616.80		
10	Conditional Use Review (Alcohol Use Only)	\$3,136.50	\$153.69	\$3,293.35		
11	Conditional Use Permit - Minor	\$2,115.30	\$103.65	\$2,222.10		
12	Conditional Use Permit - Modification	\$3,136.50	\$153.69	\$3,293.35		
13	Conditional Use Permit - Inspection Fee (Planning)	\$621.80	\$30.47	\$655.40		
14	Hardscape Review	\$156.50	\$7.67	\$167.30		
15	SB 330 Pre-Application	\$775.30	\$37.99	\$816.45		
16	Historical Landmark Designation	\$216.75	\$10.62	\$230.50		
17	Designation Of Historical District	\$536.55	\$26.29	\$566.00		For district designations, there is an additional fee of \$10.45 for each property within the district. There shall be no fee for individual property designations.
18	Certificate Of Appropriateness—Minor Project	\$56.85	\$2.79	\$62.80		
19	Certificate Of Appropriateness—Major Project	\$536.55	\$26.29	\$566.00		
20	Finding Of Economic Hardship	\$154.55	\$7.57	\$165.25		To be refunded if approved

\*\* Proposed Fees include the MPGS Fee of \$3.33

\* Proposed Fees have been rounded down to the nearest nickle





# CITY OF POMONA

## MASTER FEE SCHEDULE | FISCAL YEAR 2023-24

### DEVELOPMENT SERVICES - PLANNING CONTINUED - 2

	Description	FY 2022-23 Approved Fee	Proposed Increase	FY 2023-24 Proposed Fee	Unit	Notes
23	Variance Review	\$4,929.50	\$241.55	\$5,174.20		
24	Variance Review (Single-Family)	\$2,455.35	\$120.31	\$2,578.80		
25	Minor Deviation Variance Review	\$519.45	\$25.45	\$548.05		
26	Zone Change Review	\$5,901.70	\$289.18	\$6,194.05		
27	Zoning Code Amendment Review	\$5,901.70	\$289.18	\$6,194.05		
28	General Plan Amendment	\$5,901.70	\$289.18	\$6,194.05		
29	General Plan Conformity	\$898.95	\$44.05	\$946.15		
30	Specific Plan Amendment	\$5,901.70	\$289.18	\$6,194.05		
31	Tentative Tract Map Processing	\$7,457.00	\$365.39	\$7,825.55		plus \$36.70 per lot
32	Tentative Parcel Map Processing	\$5,135.25	\$251.63	\$5,390.00		
33	Initial Environmental Analysis	\$567.45	\$27.81	\$598.40		
34	Initial Study and Environmental Document	Actual Cost		Actual cost plus 15% of actual costs for staff review	Deposit	Actual cost plus 15% of actual costs for staff review
35	Home Occupation Review	\$128.25	\$6.28	\$137.70		
36	Determination Of Similarity	\$1,091.90	\$53.50	\$1,148.55		
37	Processing Of Appeal To Planning Commission	\$989.25	\$48.47	\$1,040.85		\$137.55 for single family owner occupied
38	Processing Of Appeal To City Council	\$989.25	\$48.47	\$1,040.85		\$137.55 for single family owner occupied
39	Time Extension Review	\$1,082.85	\$53.06	\$1,139.05		
40	Pre-Application	\$2,949.95	\$144.55	\$3,097.65		A Developers Payment of the City's current optional Development Review Fee shall be credited towards the fees paid for the project's entitlement permits if submitted within 1 year of comment letter issuance
41	Substantial Conformance Review	\$519.45	\$25.45	\$548.05		
42	Conceptual Plan Review	\$5,998.70	\$293.94	\$6,295.80		
43	Final Development Plan Review	\$2,777.25	\$136.09	\$2,916.50		
44	Public Use Permit	\$6,149.00	\$301.30	\$6,453.45		

\*\* Proposed Fees include the MPGS Fee of \$3.33

\* Proposed Fees have been rounded down to the nearest nickle





# CITY OF POMONA

## MASTER FEE SCHEDULE | FISCAL YEAR 2023-24

### DEVELOPMENT SERVICES - PLANNING CONTINUED - 3

	Description	FY 2022-23 Approved Fee	Proposed Increase	FY 2023-24 Proposed Fee	Unit	Notes
45	Temporary Use Permit	\$422.45	\$20.70	\$446.30		
46	Temporary Art Permit	\$26.65	\$1.31	\$31.10		
47	Minor Oak Tree Permits	\$128.25	\$6.28	\$137.70		
48	Annexation/Deannexation Processing	\$7,457.00	\$365.39	\$7,825.55		
49	Zoning Letter	\$163.45	\$8.01	\$174.60		
50	Temporary Banner Permit	\$14.20	\$0.70	\$18.05		
51	Master Sign Program	\$1,867.95	\$91.53	\$1,962.65		
52	Major Oak Tree Permit	\$536.55	\$26.29	\$566.00		
53	Development Plan Review	\$6,361.15	\$311.70	\$6,676.00		
54	Outdoor Dining Permit (DPSP)	\$270.05	\$13.23	\$286.45		
55	Sign Permit	\$128.25	\$6.28	\$137.70		
56	Sign Permit Variance	\$3,116.25	\$152.70	\$3,272.10		
57	Time Extension Single Family Owners Occupied	\$136.80	\$6.70	\$146.65		
58	Wireless Communication Permit Administrative	\$2,268.20	\$111.14	\$2,382.50		
59	Wireless Communication Permit Minor	\$6,897.45	\$337.98	\$7,238.55		
60	Wireless Communication Permit Major	\$9,348.35	\$458.07	\$9,809.55		
61	<b>Administrative Fees</b>					
62	Miscellaneous	\$117.75	\$5.77	\$126.65	per hour	Projects for which there is no fee category
63	<b>Commercial Cannabis Permit Program</b>					
64	Phase 1 & 2 CCPP Applications	\$5,681.35	\$278.39	\$5,962.90		
65	Phase 3 & 4 CCPP Applications	\$7,141.60	\$349.94	\$7,494.70		
66	CCPP Permit Issuance	\$1,936.40	\$94.88	\$2,034.45		
67	CCPP Permit Renewals	\$4,281.60	\$209.80	\$4,494.55		
68	CCPP Permit Renewal Late Fee	\$1,070.40	\$52.45	\$1,126.00		
69	CCPP Permit Amendment (Change of Ownership)	\$1,362.25	\$66.75	\$1,432.15		
70	CCPP Permit Amendment (Change of Name)	\$80.70	\$3.95	\$87.80		
71	<b>Certificate of Deconstruction Fees</b>					
72	Determination of Historic Significance		Pending Ordinance 4322, May 2023	\$1,000.00		
73	Certificate of Deconstruction		Pending Ordinance 4322, May 2023	\$5,185.88		

\*\* Proposed Fees include the MPGS Fee of \$3.33

\* Proposed Fees have been rounded down to the nearest nickle







# CITY OF POMONA


## MASTER FEE SCHEDULE | FISCAL YEAR 2023-24

### CODE COMPLIANCE

	Description	FY2022-23 Approved Fees	Proposed Increase	FY 2023-24 Proposed Fee	Unit	Notes
1	Vacant Abandoned Property Abatement - Registration of Property Fee	\$434.90	\$21.31	\$456.20		
2	Vacant Abandoned Property Abatement - Re-Registration of Property Fee	\$434.90	\$21.31	\$456.20		
3	Private Property Vehicle Abatement	Assessed amount of the administrative costs and cost of removal of any vehicle				
4	Stagnant Pool Abatement	Fee is charged to recover the actual costs				
5	Conditional Use Permit - Inspection Fee (Code Enforcement)	\$540.25	\$26.47	\$566.70		
6	Code Inspector fee on Summary Abatements and Abatement Warrants	\$31.25	\$1.53	\$32.75	per hour	
7	Clerk fee on Summary Abatements and Abatement Warrants	\$18.35	\$0.90	\$19.25	per hour	
8	Pad lock fee on Summary Abatements and Abatement Warrants	\$6.70	\$0.33	\$7.00	per unit	
9	Chain fee on Summary Abatements and Abatement Warrants	\$2.10	\$0.10	\$2.20	per unit	
10	Notarized Termination of Pendency	\$79.95	\$3.92	\$83.85	per unit	
11	Duplicate Notarized Termination of Pendency	\$26.65	\$1.31	\$27.95	per unit	
12	STR Code Enforcement Inspection Fee		New Fee	\$37.45	each	
13	STR Ordinance Violation Fee		New Fee	\$1,500.00	first violation	Government Code Section 36900(d)(1)
14	STR Ordinance Second Violation Fee		New Fee	\$3,000.00	Second violation same ordinance within one year	Government Code Section 36900(d)(1)
15	STR Ordinance Third Violation Fee		New Fee	\$5,000.00	each additional violation of the same ordinance within one year of the first violation.	Government Code Section 36900(d)(1)
16	STR Ordinance Violation Late Fee		New Fee	\$125.00	applied after due date	

\* Proposed Fees have been rounded down to the nearest nickle





# CITY OF POMONA

## MASTER FEE SCHEDULE | FISCAL YEAR 2023-24

### COMMUNITY SERVICES

#	Description	FY 2022-23 Approved Fee	Proposed Increase	FY 2023-24 Proposed Fee	Unit	Notes
1	Family Trip/Excursions	Cost of Ticket		Cost of Ticket		
2	<b>Ganesha Pool Rental</b>					
3	Up to 60 People	\$117.25	Revised Fee	\$634.50	3 hours	Flat rate plus insurance costs, for 3 hours
4	61-100 People	\$138.55	Revised Fee	\$814.50	3 hours	Flat rate plus insurance costs, for 3 hours
5	School pool parties (Up to 75 People)	\$111.95	Delete		Hour	Up to 3 Hours
6	School pool parties - for each additional increment of 75 people	\$21.30	Delete		Hour	Up to 3 Hours
7	Swimming Lessons - Ganesha Pool	\$40.00	\$1.96	\$41.95	Per Lesson Package	All levels; based on pool operations contract per agreement
8	Recreation Swimming - Ganesha Pool	\$2.50	\$0.12	\$2.60	person	Admission for all ages
9	<b>Washington Pool Rental</b>					
10	Up to 60 People	\$95.95	Revised Fee	\$634.50	Hour	Flat rate plus insurance costs, for 3 hours
11	61-100 People	\$117.25	Revised Fee	\$814.50	Hour	Flat rate plus insurance costs, for 3 hours
12	School pool parties (Up to 75 People)	\$111.95	Delete		Hour	Up to 3 Hours
12	Swimming Lessons - Washington Pool	\$40.00	\$1.96	\$41.95	Per Lesson Package	All levels; based on pool operations contract per agreement
13	School pool parties - for each additional increment of 75 people	\$21.30	Delete		Hour	Up to 3 Hours
14	Recreation Swimming - Washington Pool	\$2.50	\$0.12	\$2.60	person	Admission for all ages
15	<b>Community Recreation Classes</b>					
16	Community Classes (e.g. Zumba, Line Dancing, etc.)	see note		see note	class	Each class varies in prices based on agreement with individual instructors that may include resident and non-resident rate
17	<b>Community Convenience Items</b>					
18	Specialty Items	see note	New Fee	see note		Sales of shirts, buttons, City Swag, etc. at Community Centers and Parks. Fees for items will be set in order to recover cost of service/supplies only.
19	Food and Beverages	see note	New Fee	see note		Sales of drinks, food, and snacks, etc. at Community Centers and Park. Fees for items will be set in order to recover cost of service/supplies only.
20	<b>Community Concerts</b>					
21	Concerts Admission Fee	see note	New Fee	see note		Each concert will vary in price based on agreement with individual performers and artists and may include a resident and a non-resident rate.

\* Proposed Fees have been rounded down to the nearest nickle





# CITY OF POMONA

## MASTER FEE SCHEDULE | FISCAL YEAR 2023-24

### COMMUNITY SERVICES CONTINUED - 2

#	Description	FY 2022-23 Approved Fee	Proposed Increase	FY 2023-24 Proposed Fee	Unit	Notes
22	<b>Senior Citizen Programs</b>					
23	Senior Dance Admission	\$4.00	No Change	\$4.00	person	
24	Argentine Tango		Delete		class	each class varies in prices based on agreement with individual instructors
25	Country Western Line Dance		Delete		class	each class varies in prices based on agreement with individual instructors
26	Heart and Soul Line Dance		Delete		class or month	each class varies in prices based on agreement with individual instructors
27	Zumba for Seniors		Delete		class	each class varies in prices based on agreement with individual instructors
28	Misc. Senior Citizen Program Classes	varies	Delete	see note	class	based on each individual agreement with instructors
29	Senior Citizen Eligible Participant for Nutrition (Meals)	\$2.00		\$2.00	Seniors	Suggested Donation based on comparison of neighboring cities.
30	Senior Citizen - eligible guest participant (Meals)	\$3.00	Revised Fee	\$4.00	Guest	Fee based on comparison of neighboring cities.
31	Senior Citizen - coffee		New Fee	\$0.50	unlimited	Suggested Donation based on cost of supplies
32	<b>Recreation Equipment Rental Service</b>					
33	Hourly Rate/Rental Costs					
34	Part Time Custodian	\$26.65	\$1.31	\$27.95	Hour	
35	Lead Facilities Custodian	\$37.30	\$1.83	\$39.10	Hour	
36	1 Security Guard	Actual Cost		Actual Cost	Hour	
37	2 Security Guards	Actual Cost		Actual Cost	Hour	
38	<b>Equipment</b>					
39	Folding Chairs	\$1.00	\$0.05	\$1.05	each	
40	Folding Tables	\$5.00	\$0.25	\$5.25	each	
41	Mobile Stage: 1st 4 Hours	\$533.00	\$26.12	\$559.10		\$1,000 Deposit
42	Each addt'l hour	\$53.30	\$2.61	\$55.90		
43	Stage Delivery/Setup/Break-down	\$453.05	\$22.20	\$475.25		
44	Canopies	\$20.00	\$0.98	\$20.95	each	
45	Portable Bleachers (seats 50)	\$106.60	\$5.22	\$111.80	each	

\* Proposed Fees have been rounded down to the nearest nickle





# CITY OF POMONA

## MASTER FEE SCHEDULE | FISCAL YEAR 2023-24

### COMMUNITY SERVICES CONTINUED - 3

#	Description	FY 2022-23 Approved Fee	Proposed Increase	FY 2023-24 Proposed Fee	Unit	Notes
46	Bleacher delivery	\$32.00	Delete		rental	
47	Extra trash cans	\$5.00	\$0.25	\$5.25	each	
48	Electricity	\$10.65	\$0.52	\$11.15	hour	
49	<b>Community Center Rental</b>					
50	Refundable Deposits					
51	Large Centers (Palomares, Westmont, Ganesha, Washington)	\$300.00	No Increase	\$300.00		
52	Stanton Selby Bandshell	\$300.00	No Increase	\$300.00		
53	Modular/Small Centers	\$150.00	No Increase	\$150.00		
54	Hourly Fees					
55	Non Profit Discount: First Hour Free					
56	Palomares Park	\$106.60	\$5.22	\$111.80	per hour	Max Ocpy: 250; Min 4 hour rental
57	Westmont	\$85.30	\$4.18	\$89.45	per hour	Max Ocpy: 150; Min 4 hour rental
58	Ganesha	\$85.30	\$4.18	\$89.45	per hour	Max Ocpy: 100; Min 4 hour rental
59	Washington	\$85.30	\$4.18	\$89.45	per hour	Max Ocpy: 70; Min 4 hour rental
60	G.Stanton Selby - Bandshell-Ganesha	\$85.30	\$4.18	\$89.45	per hour	Max Ocpy: 200+; Min 4 hour rental
61	Modular/Small Centers (Kennedy, Kiwanis, Ralph Welch, Philadelphia, Jaycee, Will White Park, La Casita, and Renacimiento)	\$53.30	\$2.61	\$55.90	per hour	Max Ocpy: 25-40; Min 4 hour rental
62	Other Required Fees					
63	Setup/Breakdown/Cleaning (Large Centers)	\$106.60	\$5.22	\$111.80	rental	
64	Setup/Breakdown/Cleaning (Modular Centers)	\$53.30	\$2.61	\$55.90	rental	
65	1 Security Guard (subject to change based on City's vendor rate)	Actual Cost		Actual Cost	rental	
66	2 Security Guards (subject to change based on City's vendor rate)	Actual Cost		Actual Cost	rental	
67	Liability Insurance	Varies		Varies		Varies - to be quoted based on insurance program

\* Proposed Fees have been rounded down to the nearest nickle





# CITY OF POMONA


## MASTER FEE SCHEDULE | FISCAL YEAR 2023-24

### COMMUNITY SERVICES CONTINUED - 4

#	Description	FY 2022-23 Approved Fee	Proposed Increase	FY 2023-24 Proposed Fee	Unit	Notes
68	Rental Fees at Picnic Pavilions					
69	Ganesha Park-Pav A	\$75.00	\$3.68	\$78.65		\$50 Deposit
70	Ganesha Park-Pav B	\$150.00	\$7.35	\$157.35		\$50 Deposit
71	Ganesha Park-Pav C	\$75.00	\$3.68	\$78.65		\$50 Deposit
72	Ganesha Park-Pav D	\$40.00	\$1.96	\$41.95		\$50 Deposit
73	Phillips Ranch-Park 1	\$40.00	\$1.96	\$41.95		\$50 Deposit
74	Phillips Ranch-Park 2	\$40.00	\$1.96	\$41.95		\$50 Deposit
75	Country Crossings Park	\$40.00	\$1.96	\$41.95		\$50 Deposit
76	Non Profit Discount	50% discount on fee		50% discount on fee		\$50 Deposit
77	Pavilions A, B, and C at Ganesha have option to purchase electricity.	\$10.65	\$0.52	\$11.15		
78	Non Profits Only – Refundable deposit depends on size or type of event. Large events and/or events with vendors or amusements would pay the refundable. Smaller Events with no additional services would not pay the refundable.					
79	Refundable Deposit is collected for each rental and is returned after the event unless the Facilities Use Permit “Conditions of Facility Use” agreement is violated.					
80	Additional charge paid the applicant; depending of the size and type of event, insurance, security, and custodial fees may be required at the discretion of the City.					
81	Permits For Placement Of Inflatable Structures And Other Attractions In City Parks	\$25.00	\$1.23	\$26.20		
82	<b>Natural Grass Fields: Country Crossings, Kennedy, Montvue, Palomares, Philadelphia,Phillips Ranch, Washington, Ted Greene, Jaycee, Ralph Welch</b>					
83	Deposit					
84	User Group A	Actual Cost		Actual Cost	Rental	
85	User Group B	Actual Cost		Actual Cost	rental	
86	User Group C	Actual Cost		Actual Cost	rental	

\* Proposed Fees have been rounded down to the nearest nickle





# CITY OF POMONA


## MASTER FEE SCHEDULE | FISCAL YEAR 2023-24

### COMMUNITY SERVICES CONTINUED - 5

#	Description	FY 2022-23 Approved Fee	Proposed Increase	FY 2023-24 Proposed Fee	Unit	Notes
87	Field Rental: Baseball, Softball, Soccer, Football					
88	User Group A	Free		Free		
89	User Group B	\$15.00	\$0.74	\$15.70	hour	
90	User Group C	\$20.00	\$0.98	\$20.95	hour	
91	Lights					
92	User Group A	\$10.00	\$0.49	\$10.45	hour	
93	User Group B	\$30.00	\$1.47	\$31.45	hour	
94	User Group C	\$35.00	\$1.72	\$36.70	hour	
95	Cleanup/Damage Fee					
96	User Group A	Actual Cost		Actual Cost	Rental	
97	User Group B	Actual Cost		Actual Cost	Rental	
98	User Group C	Actual Cost		Actual Cost	Rental	
99	Tournaments					
100	User Group A	Free		Free	hour	
101	User Group B	\$25.00	\$1.23	\$26.20	hour	
102	User Group C	\$30.00	\$1.47	\$31.45	hour	
103	<b>Veterans Park Soccer Complex</b>					
104	Deposit					
105	User Group A	Actual Cost		Actual Cost	Rental	
106	User Group B	Actual Cost		Actual Cost	Rental	
107	User Group C	Actual Cost		Actual Cost	Rental	

\* Proposed Fees have been rounded down to the nearest nickle





# CITY OF POMONA

## MASTER FEE SCHEDULE | FISCAL YEAR 2023-24

### COMMUNITY SERVICES CONTINUED - 6

#	Description	FY 2022-23 Approved Fee	Proposed Increase	FY 2023-24 Proposed Fee	Unit	Notes
108	Field Rental, Monday-Friday					
109	User Group A	Free/\$20.00	\$0.98	\$20.95	hour	
110	User Group B	\$40.00	\$1.96	\$41.95	hour	
111	User Group C	\$65.00	\$3.19	\$68.15	hour	
112	Field Rental, Saturday-Sunday					
123	User Group A	\$65.00	\$3.19	\$68.15	hour	
124	User Group B	\$65.00	\$3.19	\$68.15	hour	
125	User Group C	\$65.00	\$3.19	\$68.15	hour	
126	Lights					
127	User Group A	\$10.00	\$0.49	\$10.45	hour	
128	User Group B	\$20.00	\$0.98	\$20.95	hour	
129	User Group C	\$20.00	\$0.98	\$20.95	hour	
130	Cleanup/Damage Fee					
131	User Group A	Actual Cost		Actual Cost	Rental	
132	User Group B	Actual Cost		Actual Cost	Rental	
133	User Group C	Actual Cost		Actual Cost	Rental	
134	Tournaments					
135	Field Rentals (Tournaments)					
136	User Group A	\$40.00	\$1.96	\$41.95	hour	
137	User Group B	\$65.00	\$3.19	\$68.15	hour	
138	User Group C	\$65.00	\$3.19	\$68.15	hour	

\* Proposed Fees have been rounded down to the nearest nickel





# CITY OF POMONA

## MASTER FEE SCHEDULE | FISCAL YEAR 2023-24

### COMMUNITY SERVICES CONTINUED - 7

#	Description	FY 2022-23 Approved Fee	Proposed Increase	FY 2023-24 Proposed Fee	Unit	Notes
139	Lights (Tournaments)					
140	User Group A	\$20.00	\$0.98	\$20.95	hour	
141	User Group B	\$20.00	\$0.98	\$20.95	hour	
142	User Group C	\$20.00	\$0.98	\$20.95	hour	
143	Friendly Games (M-F)					
144	User Group A	\$20.00	\$0.98	\$20.95	hour	
145	User Group B	\$40.00	\$1.96	\$41.95	hour	
146	User Group C	\$65.00	\$3.19	\$68.15	hour	
147	Concession Stand Usage					
148	Rental					
149	Mon-Fri	\$63.95	\$3.13	\$67.05	day	
150	Sat-Sun	\$106.60	\$5.22	\$111.80	day	
151	Tournament	\$266.50	\$13.06	\$279.55	tournament	
152	Banner Fee					
153		\$75.00	\$3.68	\$78.65		
154	Film Permit					
156	Film Permit Application Processing		New Fee	\$250.00	each	To review Risk related documents, street and sidewalk closures, etc.
157	Film Permit Filming Fee	20%	No Increase	20% of business license tax charged	20% of business license tax charged	20% of tax charged for business license
158	Film Permit Compliance Fee		New Fee	\$69.00	per hour	If determined that a compliance check is needed; includes CS staff spot checking or assessing for permit compliance onsite/location
159	Student	No cost permit available to all students that meet the school documentation requirement, deposit and other fees may apply based on filming needs	Revised Fee	No cost permit available to all students that meet the school documentation requirement, deposit and other fees may apply based on filming needs		With letter from school on school letterhead signed by authorized representative

\* Proposed Fees have been rounded down to the nearest nickle







# CITY OF POMONA

## MASTER FEE SCHEDULE | FISCAL YEAR 2023-24

### COMMUNITY SERVICES CONTINUED - 8

Fields - Deposit and Fee Schedule	FY 2022-23 Approved Fees			FY 2023-24 Proposed Fees		
Sports Fields/Facilities	Group A	Group B	Group C	Group A	Group B	Group C
Refundable Deposit	\$100	\$100	\$100	\$100.00	\$100.00	\$100.00
Field Rental	Free	\$15/Hour	\$20/Hour	Free	\$15.70	\$20.95
Light Fee Usage	\$10/Hour	\$30/Hour	\$35/Hour	\$10.45	\$31.45	\$36.70
Clean Up Damage Fee	Actual Cost	Actual Cost	Actual Cost	Actual Cost	Actual Cost	Actual Cost
Concession Fee	Free	NA	NA	Free	NA	NA
Additional Fees	Group A	Group B	Group C	Group A	Group B	Group C
Tournaments	Free	\$25/Hour	\$30/Hour	Free	\$26.20	\$31.45
Security Personnel	Vendor	Vendor	Vendor	Vendor	Vendor	Vendor
Veterans Park Soccer Complex Fields - Deposit and Fee Schedule	FY 2022-23 Approved Fees			FY 2023-24 Proposed Fees		
Sports Fields/Facilities	Group A	Group B	Group C	Group A	Group B	Group C
<b>Field Rental:</b>						
Refundable Deposit	\$100	\$100	\$100	\$100.00	\$100.00	\$100.00
Monday-Friday*	Free/\$20/Hr	\$40/Hour	\$65/Hour	Free/\$20.95/Hr	\$42.60/Hour	\$68.15/Hour
Saturday/Sunday	\$65/Hour	\$65/Hour	\$65/Hour	\$68.15/Hour	\$68.15/Hour	\$68.15/Hour
Lights Fees per hour	\$10	\$20	\$20	\$10.45	\$20.95	\$20.95
Clean Up/Damage Fee	Actual Cost	Actual Cost	Actual Cost	Actual Cost	Actual Cost	Actual Cost
Tournament Usage	Group A	Group B	Group C	Group A	Group B	Group C
Refundable Deposit	\$100	\$100	\$100	\$100.00	\$100.00	\$100.00
Clean Up/Damage Fee	Actual Cost	Actual Cost	Actual Cost	Actual Cost	Actual Cost	Actual Cost
Tournament Fees	\$40/Hour	\$65/Hour	\$65/Hour	\$41.95/Hour	\$68.15/Hour	\$68.15/Hour
Lights Fees per hour	\$20	\$20	\$20	\$20.95	\$20.95	\$20.95
Facility Rental Fees - Concession	\$60/Day	\$100/Day	\$250/Wknd	\$62.90/Day	\$104.90/Day	\$262.25/Wknd
Friendly Games (M-F)	\$20/Hour	\$40/Hour	\$65/Hour	\$20.95/Hour	\$41.95/Hour	\$68.15/Hour
Parking Fee (Per Vech)	\$5	\$5	\$5	\$5.25	\$5.25	\$5.25
Banner Fee	\$75	\$75	\$75	\$78.65	\$78.65	\$78.65
Security Personnel	Vendor	Vendor	Vendor	Vendor	Vendor	Vendor

\* Group A is limited to one free soccer field usage per week at the Veterans Sports Complex (M-F) due to free field usage on natural turf soccer fields and reduced light fees. Additional request for field usage will be charged as stated.

49 \* Fees are rounded down to the nearest nickel.





# CITY OF POMONA

## MASTER FEE SCHEDULE | FISCAL YEAR 2023-24

### UTILITY SERVICES

#	Description	CY 2023 Rates	Unit	Notes
1	<b>Water Service</b>			
2	Water Rates - Consumption Charges			
3	Meter Size (Bi-monthly Charge)			Per Resolution 2019-127, this utility rate will annually increase on January 1st
4	5/8"	\$59.21		
5	3/4"	\$87.35		
6	1"	\$143.65		
7	1-1/2"	\$284.38		
8	2"	\$453.26		
9	3"	\$847.31		
10	4"	\$1,410.23		
11	6"	\$2,817.55		
12	8"	\$4,506.33		
13	10"	\$6,476.57		
14	Domestic			Per Resolution 2019-127, this utility rate will annually increase on January 1st
15	1-13 Units	\$2.54	Cost per CFF	
16	14-35 Units	\$3.21	Cost per CFF	
17	36 Units and Over	\$3.38	Cost per CFF	
18	Irrigation			Per Resolution 2019-127, this utility rate will annually increase on January 1st
19	1-13 Units	\$2.69	Cost per CFF	
20	14-35 Units	\$3.72	Cost per CFF	
21	36 Units and Over	\$3.80	Cost per CFF	
22	Private Fire Services			
23	Size of Service Lateral(Bi-Monthly)			Per Resolution 2019-127, this utility rate will annually increase on January 1st
24	2" or less	\$12.39		
25	3"	\$35.99		

\* Proposed Fees have been rounded down to the nearest nickle





# CITY OF POMONA

## MASTER FEE SCHEDULE | FISCAL YEAR 2023-24

### UTILITY SERVICES CONTINUED - 2

#	Description	CY 2023 Rates	Unit	Notes
26	4"	\$76.69		
27	6"	\$222.76		
28	8"	\$474.72		
29	10"	\$857.71		
30	12"	\$1,378.97		
31	Recycled Water Service Charge			
32	Size of Service Lateral(Bi-Monthly)			Per Resolution 2019-127, this utility rate will annually increase on January 1st
33	2"	\$90.65		
34	3"	\$169.46		
35	4"	\$282.05		
36	6"	\$563.51		
37	8"	\$901.27		
38	10"	\$1,295.31		
39	12"	\$2,815.22		
40	14"	\$4,222.53		
41	16"	\$5,629.85		
42	18"	\$7,037.17		
43	Meter Size (Fire Hydrant Meters)			Per Resolution 2019-128, this utility rate will annually increase on January 1st
44	1"	\$725.91		
45	3"	\$2,830.19		
46	Advance Payment Non Resident - Minimum	\$176.54		
47	Advance Payment Non Resident - Maximum	\$6,574.35		
48	Reclaimed Water Services			Per Resolution 2019-127, this utility rate will annually increase on January 1st
49	Zone I - Per A.F. and Zone II - Per AF Reclaimed Price set at 70% of Potable Rate	\$587.74	per A.F.	

\* Proposed Fees have been rounded down to the nearest nickle





# CITY OF POMONA

## MASTER FEE SCHEDULE | FISCAL YEAR 2023-24

### UTILITY SERVICES CONTINUED - 3

#	Description	CY 2023 Rates	Unit	Notes
50	Sewer Service Charge			
51	Sewer Rates – Within and Outside City of Pomona Charge			Per Resolution 2019-127, this utility rate will annually increase on January 1st
52	Service Charge	\$11.75		
53	Usage Charge	\$0.86	(Volume Charge \$/HCF)	
54	<b>Residential Solid Waste Service Rates</b>			Solid Waste Rates - Effective until June 30, 2023
55	Standard Solid Waste Service (includes one set of cans)	\$66.26	Bi-Monthly	Residents are provided with three 96-gallon containers for trash, recyclables and greenwaste.
56	Additional Black Container	\$20.00	Bi-Monthly	trash
57	Additional Green Container	\$3.00	Bi-Monthly	greenwaste
58	Additional Blue Container	\$3.00	Bi-Monthly	recyclables

\* Proposed Fees have been rounded down to the nearest nickle






# CITY OF POMONA

## MASTER FEE SCHEDULE | FISCAL YEAR 2023-24

### OVERHEAD RATE CALCULATIONS

Department	Staffing	Department Operations & Administration	Direct Overhead %	Indirect Allocation %	FTE's	Note
101 - Public Works Administration	194,442	39,270	20%	0%	1.20	
101 - Purchasing Services	206,099	11,913	6%	0%	1.35	
101 - Records & Clerical	1,529,580	128,896	8%	7%	15.00	
101 - Special Youth Programs	137,573	28,212	21%	4%	1.00	
101 - Traffic Patrol Services	2,664,004	32,901	1%	4%	13.00	
101 - Transportation & Development	397,738	34,713	9%	5%	2.65	
101 - Youth Services	664,559	1,500	0%	2%	3.00	
571 - Water Operations	1,670,714	578,394	35%	1%	68.60	
581 - Sewer Operations	328,790	199,529	61%	3%	6.67	
582 - Refuse Operations	2,328,114	1,581,624	68%	2%	19.05	
					523.50	






# CITY OF POMONA

## MASTER FEE SCHEDULE | FISCAL YEAR 2023-24

### FULLY BURDENED HOURLY RATE CALCULATION

Department	Position	Fully Burdened Hourly Rate
101 - Accounting	Acct - Accounting Manager	\$ 149.99
101 - Accounting	Acct - Accounting Supervisor	\$ 119.93
101 - Accounting	Acct - Accounting Technician I	\$ 68.14
101 - Accounting	Acct - Senior Accountant	\$ 96.56
101 - Accounting	Acct - Senior Accounting Technician	\$ 75.99
101 - Cultural Arts Commission	CA Comm. - Assistant Planner	\$ 105.08
101 - Cultural Arts Commission	CA Comm. - Planning Manager	\$ 175.72
101 - Community Dev Admin	CD Admin - Development Services Director	\$ 316.93
101 - Community Dev Admin	CD Admin - Program Specialist	\$ 152.24
101 - City Clerk	Clerk - Administrative Clerk	\$ 65.11
101 - City Clerk	Clerk - City Clerk	\$ 161.85
101 - City Clerk	Clerk - Deputy City Clerk I	\$ 85.00
101 - City Manager	CM - City Manager	\$ 267.68
101 - City Manager	CM - Deputy City Manager	\$ 163.43
101 - City Manager	CM - Senior Administrative Assistant	\$ 75.98
101 - Code Compliance	Code - Administrative Clerk	\$ 75.78
101 - Code Compliance	Code - Code Compliance Inspector	\$ 105.98
101 - Code Compliance	Code - Code Compliance Supervisor	\$ 124.51
101 - Code Compliance	Code - Deputy City Manager	\$ 209.47
101 - Communications Support	Comm. Supt - Senior Communication Technician	\$ 100.44
101 - Community Pgms (Cr Prev)	Cr Prev - Community Services Officer I	\$ 70.59
101 - Community Pgms (Cr Prev)	Cr Prev - Community Services Officer II	\$ 77.15
101 - Community Pgms (Cr Prev)	Cr Prev - Police Corporal	\$ 188.72
101 - Community Pgms (Cr Prev)	Cr Prev - Public Information Specialist I	\$ 89.08
101 - Community Services Admin	CS Admin - Community Services Manager	\$ 273.22
101 - Community Services Admin	CS Admin - Management Analyst	\$ 171.87
101 - Community Services Admin	CS Admin - Neighborhood Services Director	\$ 341.94
101 - Custodial Services	Custodial - Facilities Custodian	\$ 80.15
101 - Custodial Services	Custodial - Lead Facilities Custodian	\$ 92.50
101 - Dispatch Services	Dispatch - Police Dispatch Shift Supervisor	\$ 106.24
101 - Dispatch Services	Dispatch - Police Dispatcher I	\$ 73.47
101 - Dispatch Services	Dispatch - Police Dispatcher II	\$ 83.09
101 - Dispatch Services	Dispatch - Senior Police Dispatcher	\$ 94.63





# CITY OF POMONA

## MASTER FEE SCHEDULE | FISCAL YEAR 2023-24

### FULLY BURDENED HOURLY RATE CALCULATION CONTINUED - 2

Department	Position	Fully Burdened Hourly Rate
101 - Economic Development	ED - Deputy City Manager	\$ 173.23
101 - Economic Development	ED - Senior Project Manager	\$ 128.61
101 - Engineering/Construction	Eng - Accounting Technician I	\$ 65.21
101 - Engineering/Construction	Eng - Administrative Assistant III	\$ 74.41
101 - Engineering/Construction	Eng - Assistant Engineer	\$ 118.19
101 - Engineering/Construction	Eng - Associate Engineer	\$ 121.26
101 - Engineering/Construction	Eng - City Engineer	\$ 181.69
101 - Engineering/Construction	Eng - Engineering Technician	\$ 100.83
101 - Engineering/Construction	Eng - Program Assistant	\$ 76.45
101 - Engineering/Construction	Eng - Public Works Director	\$ 216.73
101 - Engineering/Construction	Eng - Public Works Inspector II	\$ 106.20
101 - Engineering/Construction	Eng - Senior Administrative Assistant	\$ 93.32
101 - Engineering/Construction	Eng - Senior Civil Engineer	\$ 156.56
101 - Engineering/Construction	Eng - Senior Management Analyst	\$ 116.45
101 - Facilities Maint	Facilities - Accounting Technician I	\$ 71.62
101 - Facilities Maint	Facilities - Administrative Assistant III	\$ 86.32
101 - Facilities Maint	Facilities - Facilities Maintenance Supervisor	\$ 130.71
101 - Facilities Maint	Facilities - Facilities Maintenance Technician	\$ 89.19
101 - Facilities Maint	Facilities - Lead Facilities Maintenance Technician	\$ 111.20
101 - Facilities Maint	Facilities - Lead Facilities Maintenance Technician	\$ 100.91
101 - Facilities Maint	Facilities - Parks and Facilities Manager	\$ 164.83
101 - Facilities Maint	Facilities - Senior Management Analyst	\$ 119.93
101 - Finance Administration	Fin. Admin - Budget Officer	\$ 113.48
101 - Finance Administration	Fin. Admin - Deputy Finance Director	\$ 191.42
101 - Finance Administration	Fin. Admin - Finance Director/City Treasurer	\$ 189.24
101 - Ganesha Park & Satellites	Ganesha - Recreation Coordinator	\$ 82.26
101 - Ganesha Park & Satellites	Ganesha - Recreation Supervisor	\$ 106.97
101 - Graffiti Abatement	Graffiti - Accounting Technician I	\$ 74.03
101 - Graffiti Abatement	Graffiti - Administrative Assistant II	\$ 89.39
101 - Graffiti Abatement	Graffiti - Administrative Clerk	\$ 72.67
101 - Graffiti Abatement	Graffiti - Graffiti Removal Worker	\$ 82.66
101 - Graffiti Abatement	Graffiti - Lead Graffiti Removal Worker	\$ 86.62
101 - Graffiti Abatement	Graffiti - Public Services Supervisor	\$ 144.02
101 - Graffiti Abatement	Graffiti - Streets and Solid Waste Services Manager	\$ 174.05





# CITY OF POMONA

## MASTER FEE SCHEDULE | FISCAL YEAR 2023-24

### FULLY BURDENED HOURLY RATE CALCULATION CONTINUED - 3

Department	Position	Fully Burdened Hourly Rate
101 - Jail Services	Jail - Jail Supervisor	\$ 105.15
101 - Jail Services	Jail - Jailer	\$ 72.79
101 - Jail Services	Jail - Police Dispatch and Jail Services Manager	\$ 137.97
101 - Jail Services	Jail - Senior Jailer	\$ 84.89
101 - Library Administration	Library - Deputy City Manager	\$ 256.47
101 - Library Administration	Library - Library Manager	\$ -
101 - Patrol Services	Patrol - Community Services Officer I	\$ 56.95
101 - Patrol Services	Patrol - Community Services Officer I/II	\$ 62.71
101 - Patrol Services	Patrol - Community Services Officer II	\$ 69.02
101 - Patrol Services	Patrol - Police Captain	\$ 245.62
101 - Patrol Services	Patrol - Police Corporal	\$ 168.93
101 - Patrol Services	Patrol - Police Division Coordinator I	\$ 59.39
101 - Patrol Services	Patrol - Police Lieutenant	\$ 233.34
101 - Patrol Services	Patrol - Police Officer	\$ 151.54
101 - Patrol Services	Patrol - Police Sergeant	\$ 185.67
101 - Parks Facilities Maintenance	Pks Facilities Maint. - Accounting Technician I	\$ 78.92
101 - Parks Facilities Maintenance	Pks Facilities Maint. - Administrative Assistant III	\$ 96.10
101 - Parks Facilities Maintenance	Pks Facilities Maint. - Facilities Maintenance Supervisor	\$ 145.52
101 - Parks Facilities Maintenance	Pks Facilities Maint. - Facilities Maintenance Technician	\$ 98.49
101 - Parks Facilities Maintenance	Pks Facilities Maint. - Lead Facilities Maintenance Technician	\$ 123.80
101 - Parks Facilities Maintenance	Pks Facilities Maint. - Lead Facilities Maintenance Technician	\$ 112.34
101 - Parks Facilities Maintenance	Pks Facilities Maint. - Management Analyst	\$ 129.29
101 - Parks Facilities Maintenance	Pks Facilities Maint. - Parks and Facilities Manager	\$ 183.51
101 - Parks Facilities Maintenance	Pks Facilities Maint. - Senior Management Analyst	\$ 133.52
101 - Parks Landscape Maint	Pks Landscape Maint - Accounting Technician I	\$ 108.35
101 - Parks Landscape Maint	Pks Landscape Maint - Lead Landscape Maintenance Technician	\$ 128.42
101 - Parks Landscape Maint	Pks Landscape Maint - Management Analyst	\$ 177.51
101 - Parks Landscape Maint	Pks Landscape Maint - Parks and Facilities Manager	\$ 251.94
101 - Parks Landscape Maint	Pks Landscape Maint - Senior Management Analyst	\$ 183.30
101 - Planning	Planning - Administrative Assistant II	\$ 74.81
101 - Planning	Planning - Assistant Planner	\$ 99.95
101 - Planning	Planning - Planning Manager	\$ 168.29
101 - Planning	Planning - Planning Technician	\$ 82.21
101 - Planning	Planning - Senior Planner	\$ 127.49
101 - Planning	Planning - Supervising Planner	\$ 144.31








# CITY OF POMONA

## MASTER FEE SCHEDULE | FISCAL YEAR 2023-24

### FULLY BURDENED HOURLY RATE CALCULATION CONTINUED - 4

Department	Position	Fully Burdened Hourly Rate
101 - Police Administration	Police Admin - Deputy Police Chief	\$ 232.86
101 - Police Administration	Police Admin - Police Chief	\$ 293.46
101 - Police Administration	Police Admin - Police Corporal	\$ 173.32
101 - Police Administration	Police Admin - Police Department Coordinator	\$ 77.98
101 - Police Administration	Police Admin - Police Lieutenant	\$ 227.73
101 - Police Administration	Police Admin - Police Sergeant	\$ 184.47
101 - Police Business Services	Police Bus. - Administrative Services Manager	\$ 176.00
101 - Police Business Services	Police Bus. - Community Services Officer II	\$ 125.95
101 - Police Business Services	Police Bus. - Payroll Technician I/II	\$ 115.76
101 - Police Business Services	Police Bus. - Police Building Facility Coordinator	\$ 155.23
101 - Police Business Services	Police Bus. - Police Civilian Division Commander	\$ 273.23
101 - Police Business Services	Police Bus. - Police Division Coordinator III	\$ 133.23
101 - Police Business Services	Police Bus. - Senior Accounting Technician	\$ 134.87
101 - Purchasing Services	Purchasing - Buyer	\$ 92.39
101 - Purchasing Services	Purchasing - Purchasing Manager	\$ 114.30
101 - Public Works Administration	PW Admin - Administrative Assistant III	\$ 74.97
101 - Public Works Administration	PW Admin - Management Analyst	\$ 107.63
101 - Public Works Administration	PW Admin - Public Works Director	\$ 218.36
101 - Public Works Administration	PW Admin - Senior Administrative Assistant	\$ 94.02
101 - Public Works Administration	PW Admin - Senior Management Analyst	\$ 111.15
101 - Records & Clerical	R&C - Police Records Manager	\$ 115.89
101 - Records & Clerical	R&C - Police Records Shift Supervisor	\$ 87.70
101 - Records & Clerical	R&C - Police Records Specialist I	\$ 60.13
101 - Records & Clerical	R&C - Police Records Specialist II	\$ 77.69
101 - Records & Clerical	R&C - Senior Police Records Specialist	\$ 85.28
101 - Investigative Svcs (Spec Svcs)	Spec Svcs - Community Services Officer II	\$ 67.85
101 - Investigative Svcs (Spec Svcs)	Spec Svcs - Crime Scene Investigator (Civilian)	\$ 87.52
101 - Investigative Svcs (Spec Svcs)	Spec Svcs - Criminal Intelligence Coordinator	\$ 79.48
101 - Investigative Svcs (Spec Svcs)	Spec Svcs - Police Captain	\$ 234.06
101 - Investigative Svcs (Spec Svcs)	Spec Svcs - Police Corporal	\$ 166.50
101 - Investigative Svcs (Spec Svcs)	Spec Svcs - Police Investigator	\$ 180.96
101 - Investigative Svcs (Spec Svcs)	Spec Svcs - Police Lieutenant	\$ 238.20
101 - Investigative Svcs (Spec Svcs)	Spec Svcs - Police Officer	\$ 156.72
101 - Investigative Svcs (Spec Svcs)	Spec Svcs - Police Records Specialist II	\$ 63.48
101 - Investigative Svcs (Spec Svcs)	Spec Svcs - Police Sergeant	\$ 180.03
101 - Investigative Svcs (Spec Svcs)	Spec Svcs - Senior Crime Scene Investigator (Civilian)	\$ 94.03





# CITY OF POMONA

## MASTER FEE SCHEDULE | FISCAL YEAR 2023-24

### FULLY BURDENED HOURLY RATE CALCULATION CONTINUED - 5

Department	Position	Fully Burdened Hourly Rate
101 - Special Youth Programs	Spec. Youth - Recreation Supervisor	\$ 113.59
101 - Traffic Patrol Services	Traffic Patrol - Parking Enforcement Officer	\$ 58.25
101 - Traffic Patrol Services	Traffic Patrol - Police Corporal	\$ 169.63
101 - Traffic Patrol Services	Traffic Patrol - Police Officer	\$ 162.64
101 - Traffic Patrol Services	Traffic Patrol - Police Sergeant	\$ 184.67
101 - Traffic Patrol Services	Traffic Patrol - Senior Parking Enforcement Officer	\$ 66.64
101 - Transportation & Development	Transp. & Dev. - Accounting Technician I	\$ 63.12
101 - Transportation & Development	Transp. & Dev. - Administrative Assistant III	\$ 71.94
101 - Transportation & Development	Transp. & Dev. - Assistant Engineer	\$ 113.89
101 - Transportation & Development	Transp. & Dev. - Assoc Civil Engineer	\$ 123.50
101 - Transportation & Development	Transp. & Dev. - City Enginner	\$ 174.09
101 - Transportation & Development	Transp. & Dev. - Engineering Technician	\$ 97.25
101 - Transportation & Development	Transp. & Dev. - Program Assistant	\$ 72.61
101 - Transportation & Development	Transp. & Dev. - Public Works Director	\$ 209.33
101 - Transportation & Development	Transp. & Dev. - Public Works Inspector II	\$ 105.56
101 - Transportation & Development	Transp. & Dev. - Senior Administrative Assistant	\$ 89.41
101 - Transportation & Development	Transp. & Dev. - Senior Civil Engineer	\$ 150.01
101 - Transportation & Development	Transp. & Dev. - Senior Management Analyst	\$ 111.58
101 - Youth Services	Youth - Police Officer	\$ 147.75
571 - Water Operations	Fund 571 - Assistant Engineer	\$ 135.07
571 - Water Operations	Fund 571 - Assoc Civil Engineer	\$ 147.30
571 - Water Operations	Fund 571 - Buyer	\$ 119.08
571 - Water Operations	Fund 571 - City Enginner	\$ 207.63
571 - Water Operations	Fund 571 - Customer Service Specialist I	\$ 74.60
571 - Water Operations	Fund 571 - Customer Service Specialist II	\$ 87.08
571 - Water Operations	Fund 571 - Deputy Finance Director	\$ 212.57
571 - Water Operations	Fund 571 - Engineering Technician	\$ 115.99
571 - Water Operations	Fund 571 - Environmental Compliance Supervisor	\$ 159.64
571 - Water Operations	Fund 571 - Human Resources Analyst II	\$ 120.19
571 - Water Operations	Fund 571 - Lead Meter Technician	\$ 99.16
571 - Water Operations	Fund 571 - Meter Technician	\$ 96.71
571 - Water Operations	Fund 571 - Production & Treatment Operations Supervisor	\$ 166.03
571 - Water Operations	Fund 571 - Progam Specialist	\$ 90.64
571 - Water Operations	Fund 571 - Program Assistant	\$ 92.01






# CITY OF POMONA

## MASTER FEE SCHEDULE | FISCAL YEAR 2023-24

### FULLY BURDENED HOURLY RATE CALCULATION CONTINUED - 6

Department	Position	Fully Burdened Hourly Rate
571 - Water Operations	Fund 571 - Public Works Inspector II	\$ 120.59
571 - Water Operations	Fund 571 - Revenue Manager	\$ 153.67
571 - Water Operations	Fund 571 - Revenue Operations Supervisor	\$ 124.93
571 - Water Operations	Fund 571 - Senior Accountant	\$ 118.83
571 - Water Operations	Fund 571 - Senior Administrative Assistant	\$ 96.92
571 - Water Operations	Fund 571 - Senior Civil Engineer	\$ 178.91
571 - Water Operations	Fund 571 - Senior Customer Service Specialist	\$ 93.03
571 - Water Operations	Fund 571 - Senior Management Analyst	\$ 143.13
571 - Water Operations	Fund 571 - Senior Utility System Technician	\$ 139.09
571 - Water Operations	Fund 571 - Senior Water Resources Engineer	\$ 159.64
571 - Water Operations	Fund 571 - Utility System Technician	\$ 118.98
571 - Water Operations	Fund 571 - Wastewater Collection Systems Crew Chief, Underfill	\$ 145.54
571 - Water Operations	Fund 571 - Water Facilities Worker I/II	\$ 83.91
571 - Water Operations	Fund 571 - Water Operations Crew Chief	\$ 142.19
571 - Water Operations	Fund 571 - Water Operations Manager	\$ 182.82
571 - Water Operations	Fund 571 - Water Quality Control Technician I	\$ 99.62
571 - Water Operations	Fund 571 - Water Quality Control Technician II	\$ 110.42
571 - Water Operations	Fund 571 - Water Resources Director	\$ 225.58
571 - Water Operations	Fund 571 - Water Resources Manager	\$ 205.44
571 - Water Operations	Fund 571 - Water System Operator I	\$ 97.84
571 - Water Operations	Fund 571 - Water System Operator II	\$ 101.43
571 - Water Operations	Fund 571 - Water System Operator III	\$ 116.32
571 - Water Operations	Fund 571 - Water Treatment & Quality Crew Chief	\$ 135.70
571 - Water Operations	Fund 571 - Water Treatment & Quality Supervisor	\$ 152.53
571 - Water Operations	Fund 571 - Water Treatment Plant Operator II	\$ 117.67
571 - Water Operations	Fund 571 - Water Treatment Plant Operator III	\$ 127.87
571 - Water Operations	Fund 571 - Water Utility Crew Leader	\$ 112.34
571 - Water Operations	Fund 571 - Water Utility Worker I	\$ 81.29
571 - Water Operations	Fund 571 - Water Utility Worker I, underfill	\$ 80.58
571 - Water Operations	Fund 571 - Water Utility Worker II	\$ 81.93
571 - Water Operations	Fund 571 - Welder/Fabricator	\$ 123.28
581 - Sewer Operations	Fund 581 - City Engineer	\$ 252.41
581 - Sewer Operations	Fund 581 - Environmental Compliance Supervisor	\$ 194.06
581 - Sewer Operations	Fund 581 - Program Specialist	\$ 110.19
581 - Sewer Operations	Fund 581 - Program Assistant	\$ 111.85





# CITY OF POMONA

## MASTER FEE SCHEDULE | FISCAL YEAR 2023-24

### FULLY BURDENED HOURLY RATE CALCULATION CONTINUED - 7

Department	Position	Fully Burdened Hourly Rate
581 - Sewer Operations	Fund 581 - Senior Accountant	\$ 144.45
581 - Sewer Operations	Fund 581 - Senior Administrative Assistant	\$ 127.81
581 - Sewer Operations	Fund 581 - Senior Civil Engineer	\$ 217.49
581 - Sewer Operations	Fund 581 - Senior Management Analyst	\$ 174.00
581 - Sewer Operations	Fund 581 - Senior Water Resources Engineer	\$ 194.07
581 - Sewer Operations	Fund 581 - Wastewater Collection Systems Crew Chief	\$ 160.31
581 - Sewer Operations	Fund 581 - Wastewater Collection Systems Crew Chief, Underfill	\$ 176.93
581 - Sewer Operations	Fund 581 - Wastewater Maintenance Technician I	\$ 112.79
581 - Sewer Operations	Fund 581 - Wastewater Maintenance Technician II	\$ 125.10
581 - Sewer Operations	Fund 581 - Water Operations Manager	\$ 222.24
581 - Sewer Operations	Fund 581 - Water Resources Director	\$ 274.23
581 - Sewer Operations	Fund 581 - Water Resources Manager	\$ 249.74
582 - Refuse Operations	Fund 582 - Administrative Clerk	\$ 93.30
582 - Refuse Operations	Fund 582 - Management Analyst	\$ 154.10
582 - Refuse Operations	Fund 582 - Solid Waste Driver	\$ 120.90
582 - Refuse Operations	Fund 582 - Solid Waste Supervisor	\$ 165.72
582 - Refuse Operations	Fund 582 - Streets and Solid Waste Services Manager	\$ 221.15

Select Position or input Contract Employee

101 - Custodial Services	Contracted Security Guard	\$ 30.74
101 - Custodial Services	Driver	\$ 53.07
101 - Custodial Services	PT Custodian	\$ 34.80



